



---

## **MONTHLY SUMMARY REPORT**

**State Board of Administration of Florida**

**April 30, 2025**

## **CONTENTS**

<b>3</b>	<b>INTRODUCTION</b>
<b>3</b>	<b>DISCLOSURE OF MATERIAL IMPACTS</b>
<b>3</b>	<b>FACTS-AT-A-GLANCE</b>
<b>4</b>	<b>PORFOLIO MANAGER COMMENTARY</b>
<b>5</b>	<b>PORTFOLIO COMPOSITION</b>
<b>6</b>	<b>FUND PERFORMANCE</b>
<b>7</b>	<b>PRIME ACCOUNT SUMMARY</b>
<b>8</b>	<b>INVENTORY OF HOLDINGS</b>
<b>14</b>	<b>PARTICIPANT CONCENTRATION</b>
<b>15</b>	<b>COMPLIANCE</b>
<b>16</b>	<b>TRADE ACTIVITY</b>

## **Past performance is no guarantee of future results.**

Views are as of the issue date and are subject to change based on market conditions and other factors. These views should not be construed as a recommendation for any specific security.

An investment in Florida PRIME is neither insured nor guaranteed by the Federal Deposit Insurance Corporation or any other government agency.

Although money market funds seek to preserve the value of your investment at \$1.00 per share, it is possible to lose money by investing in this fund.

## INTRODUCTION

This report is prepared for stakeholders in Florida PRIME in accordance with Section 218.409(6)(a), Florida Statutes. The statute requires:

- (1) Reporting of any material impacts on the funds and any actions or escalations taken by staff to address such impacts;
- (2) Presentation of a management summary that provides an analysis of the status of the current investment portfolio and the individual transactions executed over the last month; and
- (3) Preparation of the management summary “in a manner that will allow anyone to ascertain whether the investment activities during the reporting period have conformed to investment policies.”

This report, which covers the period from April 1, 2025, through April 30, 2025, has been prepared by the SBA with input from Federated Hermes (“Federated”), investment advisor for Florida PRIME in a format intended to comply with the statute.

## DISCLOSURE OF MATERIAL IMPACTS

During the reporting period, Florida PRIME was in material compliance with investment policy. There were no developments that had a material impact on the liquidity or operation of Florida PRIME. Details are available in the PRIME policy compliance table. This report also includes details on market conditions; fees; fund holdings, transactions and performance; and client composition.

### PRIME™ STATISTICS

(As of April 30, 2025)

Total Participants  
**846**

Florida PRIME™  
Total Participant Balance  
**\$30,747,287,507**

Total Number of Accounts  
**1,549**

**FACTS-AT-A-GLANCE** PRIME is an exclusive service for Florida governmental organizations, providing a cost-effective investment vehicle for their surplus funds. Florida PRIME, the Local Government Surplus Funds Trust Fund, is utilized by hundreds of governmental investors including state agencies, state universities and colleges, counties, cities, special districts, school boards, and other direct support organizations of the State of Florida.

Florida PRIME is a government investment pool that offers management by an industry leader in professional money management, conservative investment policies, an extensive governance framework, a Standard & Poor’s “AAAm” rating, full transparency, and best-in-class financial reporting.

## PORTFOLIO MANAGER COMMENTARY

---

No one likes backseat drivers, but if they lunge for the steering wheel, you can't ignore them. That's the position that President Trump has repeatedly put Federal Reserve Chair Jerome Powell in when he attacks him for refusing to cut interest rates. Presidents occasionally chirp about Fed policy, but Trump's tweets go well beyond that.

So, cue the debate that likely will ensue at the FOMC meeting on May 7. It would not be surprising if Powell and most of the voting members push back against the fed funds futures call for as many as four quarter-point cuts over the rest of 2025. A cut is extremely unlikely, but expect guidance about how the tariffs could exacerbate the stickiness of inflation and more clarity on the hard/soft data dichotomy. Can policymakers continue to dismiss the nosedive in consumer sentiment? Will they downplay GDP's first-quarter contraction? All the uncertainty is the main reason we are of the opinion that three rate cuts in the second half of this year are in order.

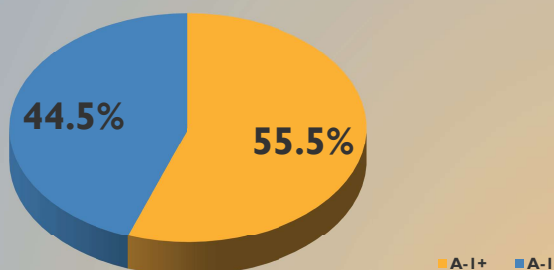
Where does this put the money markets? Yields might decline faster than they might have absent the current proposed tariffs. But we expect they will remain relatively attractive. We also anticipate continued growth of assets under management. Stocks

are acting like the worst is behind us, but the White House is sure to smack them again, potentially pushing investor assets to the relative safety of liquidity vehicles. Money market fund assets across the industry continue to hit record highs and value can be found, especially in the longer end of the liquidity yield curve. In a complex time like this, we'd like to think that investors also appreciate active management driving their portfolios.

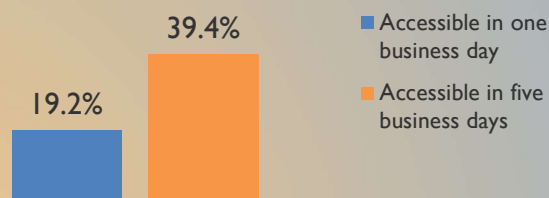
At the end of the month, yields on 1-, 3-, 6- and 12-month US Treasuries were 4.30%, 4.29%, 4.19% and 3.86%, respectively.

## PORTFOLIO COMPOSITION FOR APRIL 30 2025

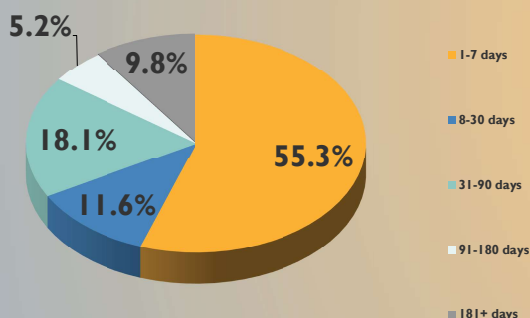
### CREDIT QUALITY COMPOSITION



### HIGHLY LIQUID HOLDINGS-11/26



### EFFECTIVE MATURITY SCHEDULE



### TOP HOLDINGS & AVG. MATURITY

1. Mizuho Financial Group, Inc.	5.0%
2. National Bank of Canada	5.0%
3. Cooperatieve Rabobank UA	5.0%
4. Australia & New Zealand Banking Group Ltd.	4.9%
5. ABN Amro Bank NV	4.9%
6. Mitsubishi UFJ Financial Group, Inc.	4.7%
7. Toronto Dominion Bank	4.7%
8. Canadian Imperial Bank of Commerce	4.4%
9. Bank of Montreal	4.3%
10. Royal Bank of Canada	4.0%

#### SEC Weighted Average Maturity (WAM)

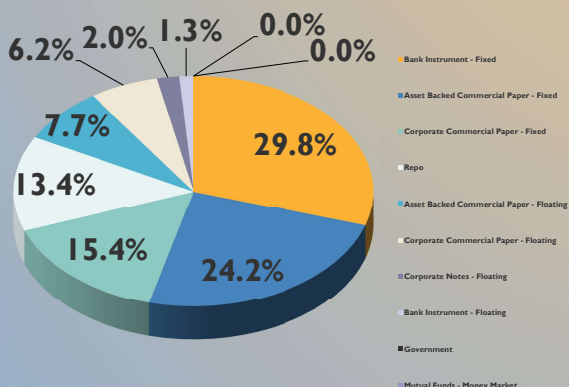
45 Days

#### Weighted Average Life (Spread WAL)

81 Days

Percentages based on total value of investments

### PORTFOLIO COMPOSITION



## FUND PERFORMANCE THROUGH APRIL 2025

Florida PRIME Performance Data			
	Annualized Net Participant Yield <sup>1</sup>	Net-of-Fee Benchmark <sup>2</sup>	Above (Below) Benchmark
One Month	4.57%	4.41%	0.17%
Three Months	4.60%	4.46%	0.14%
One Year	5.11%	4.84%	0.26%
Three Years	4.69%	4.34%	0.35%
Five Years	2.89%	2.63%	0.26%
Ten Years	2.16%	1.90%	0.26%
Since 1/96	2.62%	2.39%	0.22%

Note: Net asset value at month end: \$30,750.2 million, which includes investments at market value, plus all cash, accrued interest receivable and payables.,

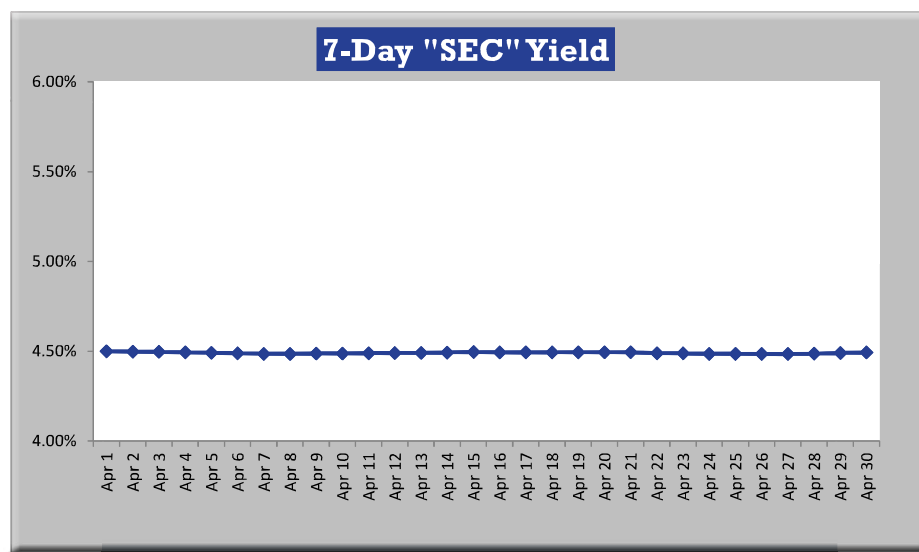
<sup>1</sup>Net of fees. Participant yield is calculated on a 365-day basis and includes adjustments for expenses and other accounting items to reflect realized earnings by participants.

<sup>2</sup>The net-of-fee benchmark is the S&P AAA/AA Rated GIP All 30-Day Net Index for all time periods.

### ABOUT ANNUALIZED YIELDS:

Performance data in the table and chart is annualized, meaning that the amounts are based on yields for the periods indicated, converted to their equivalent if obtained for a 12-month period.

For example, ignoring the effects of compounding, an investment that earns 0.10% over a 1-month period yields 1.20% on an annualized basis. Likewise, an investment that earns a total of 3.60% over three years yields 1.20% on an annualized basis, ignoring compounding.



The 7-Day "SEC" Yield in the chart is calculated in accordance with the yield methodology set forth by SEC Rule 2a-7 for money market funds. The 7-day yield = net income earned over a 7-day period / average units outstanding over the period / 7 times 365. Note that unlike other performance measures, the SEC yield does not include realized gains and losses from sales of securities.

## PRIME ACCOUNT SUMMARY FOR APRIL 2025

Summary of Cash Flows		
Opening Balance (04/01/25)	\$	31,421,565,231
Participant Deposits		2,419,085,475
Gross Earnings		114,579,356
Participant Withdrawals		(3,206,958,829)
Fees		(983,726)
Closing Balance (04/30/25)	\$	30,747,287,507
<b>Net Change over Month</b>	<b>\$</b>	<b>(674,277,724)</b>

Detailed Fee Disclosure			
April		Amount	Basis Point Equivalent*
SBA Client Service, Account Mgt. & Fiduciary Oversight Fee	\$	253,280.32	0.98
Federated Investment Management Fee		542,624.75	2.09
BNY Mellon Custodial Fee**		171,659.55	0.66
Bank of America Transfer Agent Fee		6,797.79	0.03
S&P Rating Maintenance Fee		4,406.02	0.02
Audit/External Review Fees		4,957.72	0.02
<b>Total Fees</b>	<b>\$</b>	<b>983,726.15</b>	<b>3.80</b>

\*The basis point equivalent is an annualized rate based on the dollar amount of fees charged for the month times 12, divided by an average of the fund's beginning and ending total value (amortized cost) for the month which was \$31,084,426,369.

\*\*All custodian banking fees are allocated based on both market value (size) and level of service accurately passing through all charges to pool participants. Charges may fluctuate month-to-month.

The data included in this report is unaudited.

## INVENTORY OF HOLDINGS FOR APRIL 2025

Security Name	Security Classification	Cpn	Maturity	Rate Reset	Par	Current Yield	Amort Cost (2)	Mkt Value (1)	Unrealized Gain/Loss
1320 W Jefferson LLC, Sep 01, 2060	VARIABLE RATE DEMAND NOTE	4.40	9/1/2060	5/1/2025	5,500,000	4.46	\$5,500,000	\$5,500,000	\$0
ABN Amro Bank NV, Amsterdam TD	TIME DEPOSIT	4.33	5/5/2025		1,525,000,000	4.39	\$1,525,000,000	\$1,525,000,000	\$0
AJC Capital, LLC, Jan 01, 2042	VARIABLE RATE DEMAND NOTE	4.40	1/1/2042	5/1/2025	5,530,000	4.40	\$5,530,000	\$5,530,000	\$0
ARI Fleet Lease Trust 2025-A, A1, 4.511%, 02/17/2026	ASSET BACKED NOTE	4.51	2/17/2026		23,056,118	0.00	\$23,056,118	\$23,047,324	-\$8,794
ASB Bank Ltd. CP4-2	COMMERCIAL PAPER - 4-2		7/24/2025		75,000,000	4.55	\$74,213,750	\$74,227,620	\$13,870
Albion Capital LLC CPABS4-2	COMMERCIAL PAPER - ABS- 4(2)		5/20/2025		20,000,000	4.51	\$19,951,111	\$19,950,912	-\$199
Albion Capital LLC CPABS4-2	COMMERCIAL PAPER - ABS- 4(2)		5/22/2025		25,000,000	4.50	\$24,932,472	\$24,932,443	-\$30
Albion Capital LLC CPABS4-2	COMMERCIAL PAPER - ABS- 4(2)		5/22/2025		35,779,000	4.51	\$35,682,138	\$35,682,314	\$176
Albion Capital LLC CPABS4-2	COMMERCIAL PAPER - ABS- 4(2)		5/28/2025		65,000,000	4.50	\$64,778,061	\$64,776,517	-\$1,544
Albion Capital LLC CPABS4-2	COMMERCIAL PAPER - ABS- 4(2)		6/20/2025		46,827,000	4.54	\$46,531,795	\$46,532,393	\$598
Albion Capital LLC CPABS4-2	COMMERCIAL PAPER - ABS- 4(2)		6/27/2025		98,242,000	4.56	\$97,536,077	\$97,537,978	\$1,902
Anglesea Funding LLC CPABS4-2	COMMERCIAL PAPER - ABS- 4(2)		5/1/2025		100,000,000	4.42	\$99,987,889	\$99,987,940	\$51
Anglesea Funding LLC CPABS4-2	COMMERCIAL PAPER - ABS- 4(2)		5/6/2025		150,000,000	4.42	\$149,891,000	\$149,891,070	\$70
Anglesea Funding LLC CPABS4-2	COMMERCIAL PAPER - ABS- 4(2)		5/7/2025		221,000,000	4.42	\$220,812,641	\$220,812,636	-\$5
Anglesea Funding LLC CPABS4-2	COMMERCIAL PAPER - ABS- 4(2)		5/8/2025		175,000,000	4.44	\$174,830,444	\$174,830,408	-\$37
Anglesea Funding LLC CPABS4-2	COMMERCIAL PAPER - ABS- 4(2)		6/3/2025		100,000,000	4.50	\$99,586,333	\$99,586,080	-\$253
Anglesea Funding LLC CPABS4-2	COMMERCIAL PAPER - ABS- 4(2)		6/9/2025		80,000,000	4.50	\$79,610,667	\$79,610,072	-\$595
Anglesea Funding LLC CPABS4-2	COMMERCIAL PAPER - ABS- 4(2)		6/10/2025		105,000,000	4.46	\$104,479,812	\$104,475,347	-\$4,466
Anglesea Funding LLC CPABS4-2	COMMERCIAL PAPER - ABS- 4(2)		7/3/2025		50,000,000	4.58	\$49,607,111	\$49,608,535	\$1,424
Anglesea Funding LLC, Aug 22, 2025	COMMERCIAL PAPER ASSET BACKED CALLABLE	4.56	8/22/2025	5/1/2025	80,000,000	4.62	\$80,000,000	\$80,000,000	\$0
Antalis S.A. CPABS4-2	COMMERCIAL PAPER - ABS- 4(2)		5/2/2025		43,050,000	4.45	\$43,039,525	\$43,039,569	\$44
Antalis S.A. CPABS4-2	COMMERCIAL PAPER - ABS- 4(2)		6/27/2025		145,400,000	4.51	\$144,364,590	\$144,360,841	-\$3,750
Archer I LLC, Jun 01, 2060	VARIABLE RATE DEMAND NOTE	4.40	6/1/2060	5/1/2025	18,000,000	4.46	\$18,000,000	\$18,000,000	\$0
Ascension Health Alliance Senior Credit Group CP	COMMERCIAL PAPER		5/22/2025		20,000,000	4.50	\$19,945,978	\$19,945,904	-\$74
Ascension Health Alliance Senior Credit Group CP	COMMERCIAL PAPER		6/3/2025		25,000,000	4.48	\$24,896,111	\$24,896,111	\$0
Atlantic Asset Securitization LLC CPABS4-2	COMMERCIAL PAPER - ABS- 4(2)		5/8/2025		100,000,000	4.45	\$99,902,889	\$99,903,090	\$201
Atlantic Asset Securitization LLC CPABS4-2	COMMERCIAL PAPER - ABS- 4(2)		5/9/2025		150,000,000	4.45	\$149,836,125	\$149,836,440	\$315
Atlantic Asset Securitization LLC CPABS4-2	COMMERCIAL PAPER - ABS- 4(2)		5/13/2025		101,500,000	4.45	\$101,340,194	\$101,340,006	-\$188
Atlantic Asset Securitization LLC CPABS4-2	COMMERCIAL PAPER - ABS- 4(2)		6/23/2025		35,000,000	4.49	\$34,770,050	\$34,766,585	-\$3,465
Australia & New Zealand Banking Group, Melbourne TD	TIME DEPOSIT	4.33	5/7/2025		1,525,000,000	4.39	\$1,525,000,000	\$1,525,000,000	\$0
BPCE SA CP4-2	COMMERCIAL PAPER - 4-2		6/6/2025		250,000,000	4.45	\$248,883,576	\$248,879,900	-\$3,676
BPCE SA CP4-2	COMMERCIAL PAPER - 4-2		8/1/2025		55,000,000	4.53	\$54,371,992	\$54,381,938	\$9,946
BPCE SA CP4-2	COMMERCIAL PAPER - 4-2		8/1/2025		80,000,000	4.53	\$79,086,533	\$79,101,000	\$14,467
BWV Forge TL Properties Owner LLC, May 01, 2059	VARIABLE RATE DEMAND NOTE	4.40	5/1/2059	5/1/2025	28,500,000	4.40	\$28,500,000	\$28,500,000	\$0
Bank of America N.A. CD	CERTIFICATE OF DEPOSIT	5.48	5/9/2025		42,000,000	5.50	\$42,000,000	\$42,009,286	\$9,286
Bank of America N.A. CD	CERTIFICATE OF DEPOSIT	5.53	5/28/2025		95,000,000	5.55	\$95,000,000	\$95,068,818	\$68,818
Bank of America N.A. CD	CERTIFICATE OF DEPOSIT	4.50	1/2/2026		263,000,000	4.51	\$263,000,000	\$263,284,645	\$284,645
Bank of America N.A. CD	CERTIFICATE OF DEPOSIT	4.52	1/7/2026		265,000,000	4.53	\$265,000,000	\$265,333,847	\$333,847
Bank of America N.A. Triparty Repo Overnight Fixed	REPO TRIPARTY OVERNIGHT FIXED	4.38	5/1/2025		1,798,000,000	4.44	\$1,798,000,000	\$1,798,000,000	\$0
Bank of America N.A., Apr 02, 2026	VARIABLE RATE BANK NOTE	4.64	4/2/2026	5/1/2025	140,000,000	4.70	\$140,000,000	\$139,857,837	-\$142,163
Bank of America N.A., Jul 31, 2025	VARIABLE RATE CERTIFICATE OF DEPOSIT	4.71	7/31/2025	5/1/2025	100,000,000	4.78	\$100,000,000	\$100,049,890	\$49,890
Bank of Montreal	CALLABLE COMMERCIAL PAPER	4.67	4/13/2026	5/1/2025	200,000,000	4.73	\$200,000,000	\$200,000,000	\$0
Bank of Montreal CDYAN	CERTIFICATE OF DEPOSIT - YANKEE	5.50	6/10/2025		100,000,000	5.52	\$100,000,000	\$100,101,990	\$101,990
Bank of Montreal CP4-2	COMMERCIAL PAPER - 4-2		5/2/2025		105,000,000	5.56	\$104,969,375	\$104,974,779	\$5,404
Bank of Montreal CP4-2	COMMERCIAL PAPER - 4-2		5/8/2025		25,000,000	5.52	\$24,971,056	\$24,975,940	\$4,884
Bank of Montreal CP4-2	COMMERCIAL PAPER - 4-2		6/24/2025		150,000,000	5.45	\$148,819,792	\$149,004,660	\$184,868

See notes at end of table.

## INVENTORY OF HOLDINGS FOR APRIL 2025

Security Name	Security Classification	Cpn	Maturity	Rate Reset	Par	Current Yield	Amort Cost (2)	Mkt Value (1)	Unrealized Gain/Loss
Bank of Montreal, Apr 08, 2026	VARIABLE RATE COMMERCIAL PAPER - 4-2	4.81	4/8/2026	5/1/2025	110,000,000	4.88	\$110,000,000	\$110,016,555	\$16,555
Bank of Nova Scotia, Feb 04, 2026	VARIABLE RATE COMMERCIAL PAPER - 4-2	4.67	2/4/2026	5/1/2025	250,000,000	4.73	\$250,000,000	\$250,000,000	\$0
Bank of Nova Scotia, Toronto CP4-2	COMMERCIAL PAPER - 4-2		12/3/2025		100,000,000	4.57	\$97,377,917	\$97,481,430	\$103,513
Bank of Nova Scotia, Toronto Repo Triparty Overnight Fixed	REPO TRIPARTY OVERNIGHT FIXED	4.38	5/1/2025		700,000,000	4.44	\$700,000,000	\$700,000,000	\$0
Barton Capital S.A. CPABS4-2	COMMERCIAL PAPER - ABS- 4(2)		5/9/2025		50,000,000	4.46	\$49,945,250	\$49,945,480	\$230
Barton Capital S.A. CPABS4-2	COMMERCIAL PAPER - ABS- 4(2)		5/9/2025		50,000,000	4.46	\$49,945,250	\$49,945,480	\$230
Barton Capital S.A. CPABS4-2	COMMERCIAL PAPER - ABS- 4(2)		5/23/2025		50,000,000	4.48	\$49,859,444	\$49,859,320	-\$124
Bedford Row Funding Corp. CPABS4-2	COMMERCIAL PAPER - ABS- 4(2)		11/6/2025		100,000,000	4.46	\$97,754,444	\$97,741,110	-\$13,334
Bedford Row Funding Corp., Aug 26, 2025	VARIABLE RATE COMMERCIAL PAPER-ABS-4(2)	4.56	8/26/2025	5/1/2025	200,000,000	4.62	\$200,000,000	\$200,000,000	\$0
Bedford Row Funding Corp., Nov 12, 2025	VARIABLE RATE COMMERCIAL PAPER-ABS-4(2)	4.59	11/12/2025	5/1/2025	50,000,000	4.65	\$50,000,000	\$50,000,000	\$0
Bedford Row Funding Corp., Oct 09, 2025	VARIABLE RATE COMMERCIAL PAPER-ABS-4(2)	4.63	10/9/2025	5/1/2025	100,000,000	4.69	\$100,000,000	\$100,000,000	\$0
Bennington Stark Capital Co., LLC CPABS4-2	COMMERCIAL PAPER - ABS- 4(2)		5/1/2025		210,000,000	4.41	\$209,974,625	\$209,974,737	\$112
Bennington Stark Capital Co., LLC CPABS4-2	COMMERCIAL PAPER - ABS- 4(2)		5/22/2025		201,042,000	4.50	\$200,498,963	\$200,502,544	\$3,581
BofA Securities, Inc. CP4-2	COMMERCIAL PAPER - 4-2		7/9/2025		280,000,000	4.56	\$277,577,222	\$277,584,468	\$7,246
Canadian Imperial Bank of Commerce CDYAN	CERTIFICATE OF DEPOSIT - YANKEE	4.17	10/1/2025		256,000,000	4.20	\$256,000,000	\$255,679,718	-\$320,282
Canadian Imperial Bank of Commerce CDYAN	CERTIFICATE OF DEPOSIT - YANKEE	4.46	10/8/2025		150,000,000	4.48	\$150,000,000	\$149,990,820	-\$9,180
Canadian Imperial Bank of Commerce CDYAN	CERTIFICATE OF DEPOSIT - YANKEE	4.57	12/4/2025		200,000,000	4.59	\$200,000,000	\$200,200,720	\$200,720
Canadian Imperial Bank of Commerce CDYAN	CERTIFICATE OF DEPOSIT - YANKEE	4.52	3/4/2026		200,000,000	4.52	\$200,000,000	\$200,424,420	\$424,420
Canadian Imperial Bank of Commerce CDYAN	CERTIFICATE OF DEPOSIT - YANKEE	5.50	5/23/2025		100,000,000	5.52	\$100,000,000	\$100,057,550	\$57,550
Canadian Imperial Bank of Commerce CP4-2	COMMERCIAL PAPER - 4-2		5/22/2025		200,000,000	5.52	\$199,363,283	\$199,469,000	\$105,717
Canadian Imperial Bank of Commerce CP4-2	COMMERCIAL PAPER - 4-2		11/12/2025		100,000,000	4.65	\$97,592,467	\$97,692,780	\$100,313
Canadian Imperial Bank of Commerce, Apr 07, 2026	VARIABLE RATE CERTIFICATE OF DEPOSIT	4.66	4/7/2026	5/1/2025	100,000,000	4.72	\$100,000,000	\$100,000,000	\$0
Canadian Imperial Bank of Commerce, Apr 21, 2026	VARIABLE RATE CERTIFICATE OF DEPOSIT	4.68	4/21/2026	5/1/2025	70,000,000	4.75	\$70,000,000	\$70,000,000	\$0
Cancara Asset Securitization LLC CPABS4-2	COMMERCIAL PAPER - ABS- 4(2)		5/6/2025		50,000,000	4.46	\$49,963,583	\$49,963,550	-\$33
Chariot Funding LLC CPABS4-2	COMMERCIAL PAPER - ABS- 4(2)		6/16/2025		100,000,000	4.47	\$99,430,778	\$99,426,170	-\$4,608
Chariot Funding LLC, Dec 01, 2025	COMMERCIAL PAPER ASSET BACKED CALLABLE	4.62	12/1/2025	5/1/2025	125,000,000	4.68	\$125,000,000	\$125,000,000	\$0
Chesham Finance LLC Series III CPABS4-2	COMMERCIAL PAPER - ABS- 4(2)		5/6/2025		150,000,000	4.41	\$149,891,250	\$149,891,070	-\$180
Chesham Finance LLC Series IV CPABS4-2	COMMERCIAL PAPER - ABS- 4(2)		5/6/2025		190,000,000	4.41	\$189,862,250	\$189,862,022	-\$228
Citigroup Global Markets, Inc. CP4-2	COMMERCIAL PAPER - 4-2		8/18/2025		75,000,000	4.68	\$73,975,625	\$73,995,488	\$19,863
City Furniture, Inc., Aug 01, 2044	VARIABLE RATE DEMAND NOTE	4.42	8/1/2044	5/1/2025	75,500,000	4.42	\$75,500,000	\$75,500,000	\$0
Collateralized Commercial Paper FLEX Co., LLC, Nov 07, 2025	COMMERCIAL PAPER ASSET BACKED CALLABLE	4.66	11/7/2025	5/1/2025	70,000,000	4.72	\$70,000,000	\$70,000,000	\$0
Collateralized Commercial Paper FLEX Co., LLC, Oct 27, 2025	COMMERCIAL PAPER ASSET BACKED CALLABLE	4.66	10/27/2025	5/1/2025	230,000,000	4.72	\$230,000,000	\$230,000,000	\$0
Collateralized Commercial Paper FLEX Co., LLC, Oct 30, 2025	COMMERCIAL PAPER ASSET BACKED CALLABLE	4.66	10/30/2025	5/1/2025	25,000,000	4.72	\$25,000,000	\$24,994,819	-\$5,181
Collateralized Commercial Paper V Co. LLC, Dec 01, 2025	COMMERCIAL PAPER ASSET BACKED CALLABLE	4.62	12/1/2025	5/1/2025	150,000,000	4.68	\$150,000,000	\$150,000,000	\$0
Collateralized Commercial Paper V Co. LLC, Dec 04, 2025	COMMERCIAL PAPER ASSET BACKED CALLABLE	4.62	12/4/2025	5/1/2025	200,000,000	4.68	\$200,000,000	\$200,000,000	\$0

See notes at end of table.

## INVENTORY OF HOLDINGS FOR APRIL 2025

Security Name	Security Classification	Cpn	Maturity	Rate Reset	Par	Current Yield	Amort Cost (2)	Mkt Value (1)	Unrealized Gain/Loss
Collateralized Commercial Paper V Co. LLC, Oct 06, 2025	COMMERCIAL PAPER ASSET BACKED CALLABLE	4.71	10/6/2025	5/1/2025	140,000,000	4.78	\$140,000,000	\$140,000,000	\$0
Cooperatieve Rabobank UA TD	TIME DEPOSIT	4.33	5/6/2025		840,000,000	4.39	\$840,000,000	\$840,000,000	\$0
Cooperatieve Rabobank UA TD	TIME DEPOSIT	4.33	5/7/2025		700,000,000	4.39	\$700,000,000	\$700,000,000	\$0
Credit Agricole Corporate and Investment Bank CDYAN	CERTIFICATE OF DEPOSIT - YANKEE	4.43	6/3/2025		190,000,000	4.49	\$190,000,000	\$190,009,538	\$9,538
DZ Bank AG Deutsche Zentral-Genossenschaftsbank CP4-2	COMMERCIAL PAPER - 4-2		6/12/2025		150,000,000	4.49	\$149,217,042	\$149,214,720	-\$2,322
DZ Bank AG Deutsche Zentral-Genossenschaftsbank CP4-2	COMMERCIAL PAPER - 4-2		6/3/2025		50,000,000	4.50	\$49,793,403	\$49,792,505	-\$898
Dino P. Kanelos Irrevocable Trust, Sep 01, 2041	VARIABLE RATE DEMAND NOTE	4.43	9/1/2041	5/1/2025	4,515,000	4.43	\$4,515,000	\$4,515,000	\$0
Dreyfus Government Cash Management Fund	OVERNIGHT MUTUAL FUND	4.16	5/1/2025		0	4.22	\$0	\$0	\$0
EDMC Group, Inc., (Series 2024-2), Dec 01, 2054	VARIABLE RATE DEMAND NOTE	4.38	12/1/2054	5/1/2025	27,900,000	4.44	\$27,900,000	\$27,900,000	\$0
Fairway Finance Co. LLC CPABS4-2	COMMERCIAL PAPER - ABS- 4(2)		5/1/2025		30,000,000	4.72	\$29,996,225	\$29,996,388	\$163
Falcon Asset Funding LLC CPABS4-2	COMMERCIAL PAPER - ABS- 4(2)		5/8/2025		25,000,000	4.45	\$24,975,778	\$24,975,773	-\$5
Falcon Asset Funding LLC CPABS4-2	COMMERCIAL PAPER - ABS- 4(2)		5/16/2025		175,000,000	4.48	\$174,657,778	\$174,660,273	\$2,495
Falcon Asset Funding LLC CPABS4-2	COMMERCIAL PAPER - ABS- 4(2)		5/27/2025		100,000,000	4.48	\$99,670,000	\$99,671,700	\$1,700
Falcon Asset Funding LLC CPABS4-2	COMMERCIAL PAPER - ABS- 4(2)		6/10/2025		120,000,000	4.47	\$119,404,133	\$119,400,396	-\$3,737
Falcon Asset Funding LLC, Aug 28, 2025	COMMERCIAL PAPER ASSET BACKED CALLABLE	4.64	8/28/2025	5/1/2025	75,000,000	4.70	\$75,000,000	\$75,000,000	\$0
Falcon Asset Funding LLC, Oct 17, 2025	COMMERCIAL PAPER ASSET BACKED CALLABLE	4.61	10/17/2025	5/1/2025	85,000,000	4.67	\$85,000,000	\$85,000,000	\$0
GTA Funding LLC CPABS4-2	COMMERCIAL PAPER - ABS- 4(2)		9/17/2025		73,875,000	4.48	\$72,631,027	\$72,620,492	-\$10,535
GTA Funding LLC CPABS4-2	COMMERCIAL PAPER - ABS- 4(2)		11/4/2025		85,000,000	4.49	\$83,088,185	\$83,074,997	-\$13,188
Gotham Funding Corp. CPABS4-2	COMMERCIAL PAPER - ABS- 4(2)		5/12/2025		100,000,000	4.48	\$99,853,333	\$99,854,520	\$1,187
Gotham Funding Corp. CPABS4-2	COMMERCIAL PAPER - ABS- 4(2)		5/21/2025		140,000,000	4.45	\$139,643,117	\$139,642,944	-\$173
Gotham Funding Corp. CPABS4-2	COMMERCIAL PAPER - ABS- 4(2)		6/4/2025		100,000,000	4.49	\$99,574,167	\$99,573,840	-\$327
Gotham Funding Corp. CPABS4-2	COMMERCIAL PAPER - ABS- 4(2)		6/16/2025		140,000,000	4.48	\$139,202,175	\$139,197,366	-\$4,809
Gotham Funding Corp. CPABS4-2	COMMERCIAL PAPER - ABS- 4(2)		7/30/2025		125,000,000	4.52	\$123,606,563	\$123,606,875	\$313
Great America Leasing Receivables 2025-1, A1, 4.462%, 03/16/2026	ASSET BACKED NOTE	4.46	3/16/2026		14,227,785	0.00	\$14,227,785	\$14,223,569	-\$4,216
HSBC Securities (USA), Inc. Repo Tri Party Overnight Fixed	REPO TRIPARTY OVERNIGHT FIXED	4.37	5/1/2025		400,000,000	4.43	\$400,000,000	\$400,000,000	\$0
HSBC Securities (USA), Inc. Repo Tri Party Overnight Fixed	REPO TRIPARTY OVERNIGHT FIXED	4.38	5/1/2025		600,000,000	4.44	\$600,000,000	\$600,000,000	\$0
HW Hellman Building, LP, Mar 01, 2062	VARIABLE RATE DEMAND NOTE	4.40	3/1/2062	5/1/2025	50,000,000	4.40	\$50,000,000	\$50,000,000	\$0
LMA-Americas LLC CPABS4-2	COMMERCIAL PAPER - ABS- 4(2)		6/10/2025		47,700,000	4.47	\$47,463,143	\$47,460,570	-\$2,573
LMA-Americas LLC CPABS4-2	COMMERCIAL PAPER - ABS- 4(2)		6/11/2025		50,400,000	4.48	\$50,143,044	\$50,140,808	-\$2,236
LMA-Americas LLC CPABS4-2	COMMERCIAL PAPER - ABS- 4(2)		6/12/2025		61,200,000	4.48	\$60,880,553	\$60,877,727	-\$2,826
LMA-Americas LLC CPABS4-2	COMMERCIAL PAPER - ABS- 4(2)		6/27/2025		40,700,000	4.48	\$40,413,449	\$40,411,396	-\$2,053
LMA-Americas LLC CPABS4-2	COMMERCIAL PAPER - ABS- 4(2)		7/9/2025		50,800,000	4.48	\$50,368,341	\$50,365,050	-\$3,291
LMA-Americas LLC CPABS4-2	COMMERCIAL PAPER - ABS- 4(2)		7/10/2025		50,000,000	4.48	\$49,569,069	\$49,565,750	-\$3,319
LMA-Americas LLC CPABS4-2	COMMERCIAL PAPER - ABS- 4(2)		7/21/2025		50,000,000	4.53	\$49,496,611	\$49,498,055	\$1,444
LMA-Americas LLC CPABS4-2	COMMERCIAL PAPER - ABS- 4(2)		7/25/2025		51,300,000	4.53	\$50,758,329	\$50,759,719	\$1,390
Longship Funding LLC CPABS4-2	COMMERCIAL PAPER - ABS- 4(2)		5/7/2025		150,000,000	4.46	\$149,872,250	\$149,873,130	\$880
Longship Funding LLC CPABS4-2	COMMERCIAL PAPER - ABS- 4(2)		5/8/2025		100,000,000	4.45	\$99,903,111	\$99,903,310	\$199
Longship Funding LLC CPABS4-2	COMMERCIAL PAPER - ABS- 4(2)		5/8/2025		100,000,000	4.45	\$99,903,111	\$99,903,310	\$199
Longship Funding LLC CPABS4-2	COMMERCIAL PAPER - ABS- 4(2)		5/8/2025		13,000,000	4.47	\$12,987,376	\$12,987,430	\$55
Longship Funding LLC CPABS4-2	COMMERCIAL PAPER - ABS- 4(2)		5/12/2025		150,000,000	4.44	\$149,782,000	\$149,782,290	\$290
MUFG Bank Ltd. CP	COMMERCIAL PAPER		5/1/2025		250,000,000	4.49	\$249,969,583	\$249,969,875	\$292
Matchpoint Finance plc CPABS4-2	COMMERCIAL PAPER - ABS- 4(2)		5/14/2025		100,000,000	4.50	\$99,828,111	\$99,830,210	\$2,099
Mizuho Bank Ltd. CDYAN	CERTIFICATE OF DEPOSIT - YANKEE	4.44	7/10/2025		165,000,000	4.50	\$165,000,000	\$164,986,734	-\$13,266
Mizuho Bank Ltd. CDYAN	CERTIFICATE OF DEPOSIT - YANKEE	4.44	5/20/2025		300,000,000	4.50	\$300,000,000	\$299,995,680	-\$4,320
Mizuho Bank Ltd., Canada Branch TD	TIME DEPOSIT	4.34	5/1/2025		1,050,000,000	4.40	\$1,050,000,000	\$1,050,000,000	\$0

See notes at end of table.

# INVENTORY OF HOLDINGS FOR APRIL 2025

Security Name	Security Classification	Cpn	Maturity	Rate Reset	Par	Current Yield	Amort Cost (2)	Mkt Value (1)	Unrealized Gain/Loss
Mizuho Securities USA, Inc. - REPO TRIPARTY OVERNIGHT FIXED	REPO TRIPARTY OVERNIGHT FIXED	4.38	5/1/2025		650,000,000	4.44	\$650,000,000	\$650,000,000	\$0
National Bank of Canada, Apr 01, 2026	VARIABLE RATE COMMERCIAL PAPER - 4-2	4.66	4/1/2026	5/1/2025	200,000,000	4.72	\$200,000,000	\$200,000,000	\$0
National Bank of Canada, Apr 07, 2026	VARIABLE RATE COMMERCIAL PAPER - 4-2	4.66	4/7/2026	5/1/2025	200,000,000	4.72	\$200,000,000	\$200,000,000	\$0
National Bank of Canada, Feb 04, 2026	VARIABLE RATE COMMERCIAL PAPER - 4-2	4.67	2/4/2026	5/1/2025	250,000,000	4.73	\$250,000,000	\$250,000,000	\$0
National Bank of Canada, Feb 09, 2026	VARIABLE RATE COMMERCIAL PAPER - 4-2	4.67	2/9/2026	5/1/2025	130,000,000	4.73	\$130,000,000	\$130,000,000	\$0
National Bank of Canada, Montreal CP4-2	COMMERCIAL PAPER - 4-2		5/28/2025		90,000,000	5.56	\$89,632,500	\$89,695,620	\$63,120
National Bank of Canada, Montreal CP4-2	COMMERCIAL PAPER - 4-2		10/31/2025		50,000,000	4.57	\$48,888,333	\$48,905,485	\$17,152
National Bank of Canada, Montreal CP4-2	COMMERCIAL PAPER - 4-2		1/9/2026		175,000,000	4.51	\$169,690,694	\$169,895,933	\$205,238
National Bank of Canada, Montreal CP4-2	COMMERCIAL PAPER - 4-2		1/20/2026		62,000,000	4.51	\$60,035,246	\$60,123,985	\$88,740
National Bank of Canada, Montreal CP4-2	COMMERCIAL PAPER - 4-2		1/20/2026		180,000,000	4.51	\$174,295,875	\$174,553,506	\$257,631
National Bank of Canada, Montreal CP4-2	COMMERCIAL PAPER - 4-2		2/3/2026		225,000,000	4.53	\$217,467,000	\$217,870,448	\$403,448
Nationwide Building Society CP4-2	COMMERCIAL PAPER - 4-2		6/10/2025		250,000,000	4.45	\$248,762,882	\$248,776,925	\$14,043
Old Line Funding, LLC CPABS4-2	COMMERCIAL PAPER - ABS- 4(2)		5/13/2025		150,000,000	4.48	\$149,761,667	\$149,764,095	\$2,428
Old Line Funding, LLC CPABS4-2	COMMERCIAL PAPER - ABS- 4(2)		9/25/2025		25,000,000	4.21	\$24,586,833	\$24,559,630	-\$27,203
Old Line Funding, LLC CPABS4-2	COMMERCIAL PAPER - ABS- 4(2)		10/20/2025		75,000,000	4.54	\$73,443,000	\$73,449,128	\$6,128
Old Line Funding, LLC CPABS4-2	COMMERCIAL PAPER - ABS- 4(2)		10/28/2025		50,000,000	4.53	\$48,916,514	\$48,917,100	\$586
Old Line Funding, LLC, Dec 19, 2025	COMMERCIAL PAPER ASSET BACKED CALLABLE	4.60	12/19/2025	5/1/2025	50,000,000	4.66	\$50,000,000	\$50,000,000	\$0
Old Line Funding, LLC, Feb 02, 2026	COMMERCIAL PAPER ASSET BACKED CALLABLE	4.71	2/2/2026	5/1/2025	100,000,000	4.78	\$100,000,000	\$100,000,000	\$0
Old Line Funding, LLC, May 01, 2025	COMMERCIAL PAPER ASSET BACKED CALLABLE	4.60	5/1/2025	5/1/2025	75,000,000	4.66	\$75,000,000	\$75,000,000	\$0
Old Line Funding, LLC, Nov 19, 2025	COMMERCIAL PAPER ASSET BACKED CALLABLE	4.61	11/19/2025	5/1/2025	65,000,000	4.67	\$65,000,000	\$65,000,000	\$0
Old Line Funding, LLC, Nov 24, 2025	COMMERCIAL PAPER ASSET BACKED CALLABLE	4.65	11/24/2025	5/1/2025	50,000,000	4.71	\$50,000,000	\$49,985,394	-\$14,606
Old Line Funding, LLC, Oct 23, 2025	COMMERCIAL PAPER ASSET BACKED CALLABLE	4.63	10/23/2025	5/1/2025	100,000,000	4.69	\$100,000,000	\$100,000,000	\$0
Overbaugh Family (2016) Survivorship Trust, Apr 01, 2042	VARIABLE RATE DEMAND NOTE	4.40	4/1/2042	5/1/2025	7,015,000	4.40	\$7,015,000	\$7,015,000	\$0
Paradelle Funding LLC CPABS4-2	COMMERCIAL PAPER - ABS- 4(2)		10/30/2025		20,000,000	4.56	\$19,558,767	\$19,561,512	\$2,745
Paradelle Funding LLC CPABS4-2	COMMERCIAL PAPER - ABS- 4(2)		3/19/2026		200,000,000	4.41	\$192,445,389	\$192,664,820	\$219,431
Park Avenue Collateralized Notes Co., LLC, Dec 15, 2025	COMMERCIAL PAPER ASSET BACKED CALLABLE	4.64	12/15/2025	5/1/2025	10,000,000	4.70	\$10,000,000	\$10,000,000	\$0
Pennsylvania State Higher Education Assistance Agency, (Taxable Series A), 06/01/2054	MUNICIPAL VARIABLE RATE DEMAND NOTE	4.35	6/1/2054	5/1/2025	35,390,000	4.35	\$35,390,000	\$35,390,000	\$0
Podium Funding Trust CPABS3A3	COMMERCIAL PAPER - ABS 3A3		5/12/2025		25,000,000	4.49	\$24,963,500	\$24,963,515	\$15
Podium Funding Trust CPABS3A3	COMMERCIAL PAPER - ABS 3A3		6/3/2025		75,000,000	4.72	\$74,678,417	\$74,689,988	\$11,571
Podium Funding Trust CPABS3A3	COMMERCIAL PAPER - ABS 3A3		6/11/2025		50,000,000	4.47	\$49,745,667	\$49,743,915	-\$1,752
Podium Funding Trust CPABS3A3	COMMERCIAL PAPER - ABS 3A3		6/12/2025		27,000,000	4.66	\$26,855,520	\$26,858,369	\$2,849
Podium Funding Trust CPABS3A3	COMMERCIAL PAPER - ABS 3A3		8/22/2025		65,000,000	4.55	\$64,096,392	\$64,103,800	\$7,408
Podium Funding Trust CPABS3A3	COMMERCIAL PAPER - ABS 3A3		8/29/2025		50,000,000	4.67	\$49,250,472	\$49,269,940	\$19,468
Podium Funding Trust CPABS3A3	COMMERCIAL PAPER - ABS 3A3		9/2/2025		100,000,000	4.56	\$98,475,694	\$98,492,770	\$17,076
Podium Funding Trust CPABS3A3	COMMERCIAL PAPER - ABS 3A3		10/27/2025		100,000,000	4.56	\$97,802,500	\$97,835,000	\$32,500
Podium Funding Trust, Jan 20, 2026	VARIABLE RATE COMMERCIAL PAPER-ABS 3A3	4.76	1/20/2026	5/1/2025	20,000,000	4.83	\$20,000,000	\$20,000,000	\$0
Podium Funding Trust, Oct 07, 2025	VARIABLE RATE COMMERCIAL PAPER-ABS 3A3	4.66	10/7/2025	5/1/2025	150,000,000	4.72	\$150,000,000	\$150,000,000	\$0
Ridgefield Funding Company, LLC Series A CPABS4-2	COMMERCIAL PAPER - ABS- 4(2)		6/24/2025		150,000,000	4.49	\$148,996,250	\$148,992,435	-\$3,815
Royal Bank of Canada CP4-2	COMMERCIAL PAPER - 4-2		10/9/2025		150,000,000	4.54	\$147,084,000	\$147,124,500	\$40,500
Royal Bank of Canada CP4-2	COMMERCIAL PAPER - 4-2		11/6/2025		100,000,000	4.57	\$97,704,167	\$97,766,330	\$62,163
Royal Bank of Canada CP4-2	COMMERCIAL PAPER - 4-2		12/1/2025		200,000,000	4.58	\$194,792,222	\$195,023,800	\$231,578

See notes at end of table.

## INVENTORY OF HOLDINGS FOR APRIL 2025

Security Name	Security Classification	Cpn	Maturity	Rate Reset	Par	Current Yield	Amort Cost (2)	Mkt Value (1)	Unrealized Gain/Loss
Royal Bank of Canada, Jul 09, 2025	VARIABLE RATE COMMERCIAL PAPER - 4-2	4.71	7/9/2025	5/1/2025	200,000,000	4.78	\$200,000,000	\$200,080,080	\$80,080
Scheel Investments, LLC, Sep 01, 2041	VARIABLE RATE DEMAND NOTE	4.43	9/1/2041	5/1/2025	6,720,000	4.43	\$6,720,000	\$6,720,000	\$0
Sheffield Receivables Company LLC CPABS4-2	COMMERCIAL PAPER - ABS- 4(2)		5/9/2025		60,000,000	4.49	\$59,934,300	\$59,934,534	\$234
Sheffield Receivables Company LLC CPABS4-2	COMMERCIAL PAPER - ABS- 4(2)		5/16/2025		75,000,000	4.49	\$74,854,000	\$74,854,073	\$73
Sheffield Receivables Company LLC CPABS4-2	COMMERCIAL PAPER - ABS- 4(2)		6/18/2025		200,000,000	4.47	\$198,813,111	\$198,802,220	-\$10,891
Sheffield Receivables Company LLC CPABS4-2	COMMERCIAL PAPER - ABS- 4(2)		6/23/2025		50,000,000	4.48	\$49,672,250	\$49,670,000	-\$2,250
Sheffield Receivables Company LLC CPABS4-2	COMMERCIAL PAPER - ABS- 4(2)		6/23/2025		50,000,000	4.51	\$49,671,125	\$49,670,000	-\$1,125
Sheffield Receivables Company LLC CPABS4-2	COMMERCIAL PAPER - ABS- 4(2)		6/24/2025		230,000,000	4.48	\$228,464,431	\$228,453,894	-\$10,537
Sheffield Receivables Company LLC CPABS4-2	COMMERCIAL PAPER - ABS- 4(2)		6/25/2025		100,000,000	4.48	\$99,320,222	\$99,315,560	-\$4,662
Starbird Funding Corp. CPABS4-2	COMMERCIAL PAPER - ABS- 4(2)		5/1/2025		25,000,000	4.39	\$24,996,993	\$24,996,985	-\$8
State Street Bank and Trust Co. CD	CERTIFICATE OF DEPOSIT	4.46	5/16/2025		85,000,000	4.52	\$85,000,000	\$85,002,950	\$2,950
Sumitomo Mitsui Banking Corp. CDYAN	CERTIFICATE OF DEPOSIT - YANKEE	4.45	7/9/2025		110,000,000	4.51	\$110,000,000	\$109,996,128	-\$3,872
Sumitomo Mitsui Trust Bank Ltd. CDYAN	CERTIFICATE OF DEPOSIT - YANKEE	4.43	5/22/2025		9,000,000	4.49	\$9,000,000	\$9,000,218	\$218
Sumitomo Mitsui Trust Bank Ltd. CDYAN	CERTIFICATE OF DEPOSIT - YANKEE	4.47	7/24/2025		100,000,000	4.53	\$100,000,000	\$100,009,350	\$9,350
Sumitomo Mitsui Trust Bank Ltd. CP4-2	COMMERCIAL PAPER - 4-2		7/2/2025		100,000,000	4.49	\$99,235,250	\$99,228,020	-\$7,230
Sumitomo Mitsui Trust Bank Ltd. ECD(USD)	EURO CERTIFICATE OF DEPOSIT	0.00	5/12/2025		100,000,000	4.52	\$99,853,171	\$99,852,318	-\$853
Sumitomo Mitsui Trust Bank Ltd. ECD(USD)	EURO CERTIFICATE OF DEPOSIT	4.43	6/6/2025		200,000,000	4.49	\$200,000,000	\$199,990,884	-\$9,116
Sumitomo Mitsui Trust Bank Ltd. ECD(USD)	EURO CERTIFICATE OF DEPOSIT	4.45	6/18/2025		180,000,000	4.51	\$180,000,000	\$180,000,000	\$0
Taxable Tender Option Bond Trust 2021-MIZ9064TX, (Series 2021-MIZ-9064TX), 11/01/2056	MUNICIPAL VARIABLE RATE DEMAND NOTE	4.72	11/1/2056	5/1/2025	13,000,000	4.72	\$13,000,000	\$13,000,000	\$0
Taxable Tender Option Bond Trust 2022-MIZ9084TX, (Series 2022-MIZ-9084TX), 02/01/2027	MUNICIPAL VARIABLE RATE DEMAND NOTE	4.72	2/1/2027	5/1/2025	10,300,000	4.72	\$10,300,000	\$10,300,000	\$0
Taxable Tender Option Bond Trust 2022-MIZ9094TX, (Series 2022-MIZ-9094TX), 12/01/2059	MUNICIPAL VARIABLE RATE DEMAND NOTE	4.72	12/1/2059	5/1/2025	1,500,000	4.72	\$1,500,000	\$1,500,000	\$0
Texas State, Veterans Bonds (Taxable Series 2023A), 12/01/2054	MUNICIPAL VARIABLE RATE DEMAND NOTE	4.40	12/1/2054	5/7/2025	17,725,000	4.40	\$17,725,000	\$17,725,000	\$0
The Greathouse 2021 Children's Trust, Dec 01, 2046	VARIABLE RATE DEMAND NOTE	4.40	12/1/2046	5/1/2025	13,625,000	4.40	\$13,625,000	\$13,625,000	\$0
Thunder Bay Funding, LLC CPABS4-2	COMMERCIAL PAPER - ABS- 4(2)		11/6/2025		50,000,000	4.46	\$48,877,222	\$48,877,222	-\$0
Thunder Bay Funding, LLC, Aug 21, 2025	COMMERCIAL PAPER ASSET BACKED CALLABLE	4.64	8/21/2025	5/1/2025	100,000,000	4.70	\$100,000,000	\$100,000,000	\$0
Thunder Bay Funding, LLC, Dec 15, 2025	COMMERCIAL PAPER ASSET BACKED CALLABLE	4.60	12/15/2025	5/1/2025	100,000,000	4.66	\$100,000,000	\$100,000,000	\$0
Thunder Bay Funding, LLC, Dec 19, 2025	COMMERCIAL PAPER ASSET BACKED CALLABLE	4.60	12/19/2025	5/1/2025	50,000,000	4.66	\$50,000,000	\$49,961,406	-\$38,595
Toronto Dominion Bank CDYAN	CERTIFICATE OF DEPOSIT - YANKEE	4.55	10/22/2025		10,000,000	4.57	\$10,000,000	\$10,005,117	\$5,117
Toronto Dominion Bank CDYAN	CERTIFICATE OF DEPOSIT - YANKEE	4.50	1/22/2026		195,000,000	4.51	\$195,000,000	\$195,232,518	\$232,518
Toronto Dominion Bank CDYAN	CERTIFICATE OF DEPOSIT - YANKEE	4.55	2/12/2026		50,000,000	4.56	\$50,000,000	\$50,095,730	\$95,730
Toronto Dominion Bank CDYAN	CERTIFICATE OF DEPOSIT - YANKEE	5.53	5/28/2025		15,000,000	5.55	\$15,000,000	\$15,010,320	\$10,320
Toronto Dominion Bank CP4-2	COMMERCIAL PAPER - 4-2		5/28/2025		40,000,000	5.55	\$39,836,978	\$39,863,456	\$26,478
Toronto Dominion Bank CP4-2	COMMERCIAL PAPER - 4-2		7/1/2025		125,000,000	5.44	\$123,892,396	\$124,047,688	\$155,292

See notes at end of table.

## INVENTORY OF HOLDINGS FOR APRIL 2025

Security Name	Security Classification	Cpn	Maturity	Rate Reset	Par	Current Yield	Amort Cost (2)	Mkt Value (1)	Unrealized Gain/Loss
Toronto Dominion Bank CP4-2	COMMERCIAL PAPER - 4-2		7/3/2025		200,000,000	5.44	\$198,172,444	\$198,428,220	\$255,776
Toronto Dominion Bank CP4-2	COMMERCIAL PAPER - 4-2		12/3/2025		90,000,000	4.61	\$87,623,850	\$87,727,014	\$103,164
Toronto Dominion Bank, Apr 23, 2026	VARIABLE RATE COMMERCIAL PAPER - 4-2	4.81	4/23/2026	5/1/2025	120,000,000	4.88	\$120,000,000	\$120,000,000	\$0
Toronto Dominion Bank, Feb 27, 2026	VARIABLE RATE COMMERCIAL PAPER - 4-2	4.68	2/27/2026	5/1/2025	255,000,000	4.75	\$255,000,000	\$255,000,000	\$0
TotalEnergies Capital Canada Ltd. CP4-2	COMMERCIAL PAPER - 4-2		5/2/2025		175,000,000	4.48	\$174,957,514	\$174,957,825	\$311
TotalEnergies Capital S.A. CP4-2	COMMERCIAL PAPER - 4-2		7/9/2025		45,000,000	4.46	\$44,619,375	\$44,616,168	-\$3,207
Toyota Credit Canada Inc. CP	COMMERCIAL PAPER		7/23/2025		50,000,000	4.71	\$49,475,000	\$49,492,265	\$17,265
Toyota Credit Canada Inc. CP	COMMERCIAL PAPER		10/8/2025		50,000,000	4.46	\$49,038,472	\$49,049,950	\$11,478
Toyota Credit De Puerto Rico Corp. CP	COMMERCIAL PAPER		7/23/2025		50,000,000	4.67	\$49,475,000	\$49,481,765	\$6,765
Toyota Credit De Puerto Rico Corp. CP	COMMERCIAL PAPER		9/22/2025		25,000,000	4.51	\$24,561,979	\$24,560,805	-\$1,174
Toyota Credit De Puerto Rico Corp. CP	COMMERCIAL PAPER		11/6/2025		5,000,000	4.56	\$4,884,153	\$4,887,261	\$3,108
Toyota Finance Australia Ltd. CP	COMMERCIAL PAPER		7/9/2025		50,000,000	4.64	\$49,563,472	\$49,575,785	\$12,313
Toyota Motor Credit Corp. CP	COMMERCIAL PAPER		11/4/2025		100,000,000	4.52	\$97,723,111	\$97,819,310	\$96,199
Toyota Motor Credit Corp., Feb 24, 2026	VARIABLE MEDIUM TERM NOTE	4.66	2/24/2026	5/1/2025	125,000,000	4.72	\$125,000,000	\$124,745,755	-\$254,245
Toyota Motor Credit Corp., Sep 17, 2025	VARIABLE MEDIUM TERM NOTE	4.71	9/17/2025	5/1/2025	150,000,000	4.78	\$150,000,000	\$149,994,000	-\$6,000
Truist Bank CD	CERTIFICATE OF DEPOSIT	4.47	5/23/2025		135,000,000	4.53	\$135,000,000	\$135,000,608	\$608
Truist Bank CD	CERTIFICATE OF DEPOSIT	4.45	5/11/2025		50,000,000	4.51	\$50,000,000	\$50,000,115	\$115
UnitedHealth Group, Inc. CP4-2	COMMERCIAL PAPER - 4-2		5/5/2025		76,000,000	4.43	\$75,953,872	\$75,953,693	-\$179
Victory Receivables Corp. CPABS4-2	COMMERCIAL PAPER - ABS- 4(2)		5/2/2025		70,000,000	4.49	\$69,982,967	\$69,983,102	\$135
Victory Receivables Corp. CPABS4-2	COMMERCIAL PAPER - ABS- 4(2)		6/17/2025		260,000,000	4.47	\$258,485,067	\$258,474,658	-\$10,409
Westpac Banking Corp. Ltd., Sydney CP4-2	COMMERCIAL PAPER - 4-2		9/26/2025		75,000,000	4.19	\$73,758,333	\$73,664,243	-\$94,091
Westpac Banking Corp. Ltd., Sydney CP4-2	COMMERCIAL PAPER - 4-2		9/29/2025		100,000,000	4.25	\$98,290,000	\$98,186,630	-\$103,370
Wylie Bice Life Insurance Trust, Aug 01, 2046	VARIABLE RATE DEMAND NOTE	4.43	8/1/2046	5/1/2025	7,625,000	4.43	\$7,625,000	\$7,625,000	\$0
Total Value of Assets					31,105,443,903		\$30,995,836,907	\$30,999,611,633	\$3,774,726

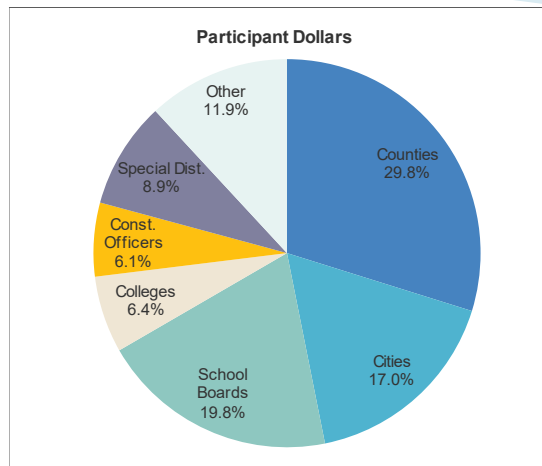
**Notes:** The data included in this report is unaudited. Amounts above are the value of investments. Income accruals, payables and uninvested cash are not included. Amortizations/accretions are reported with a one-day lag in the above valuations.

<sup>1</sup> Market values of the portfolio securities are provided by the custodian, BNY Mellon. The portfolio manager, Federated Hermes, is the source for other data shown above.

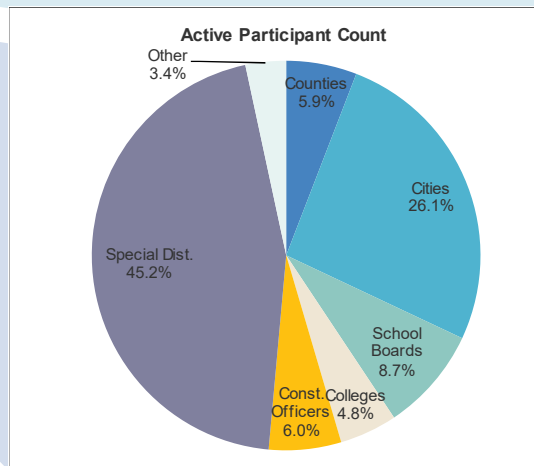
<sup>2</sup> Amortized cost is calculated using a straight line method.

## PARTICIPANT CONCENTRATION DATA - AS OF APRIL 30 2025

Participant Balance	Share of Total Fund	Share of Participant Count	Participant Balance	Share of Total Fund	Share of Participant Count
<b>All Participants</b>	<b>100.0%</b>	<b>100.0%</b>	<b>Colleges &amp; Universities</b>	<b>6.4%</b>	<b>4.8%</b>
Top 10	35.3%	1.2%	Top 10	5.5%	1.2%
\$100 million or more	77.5%	9.0%	\$100 million or more	4.6%	0.6%
\$10 million up to \$100 million	20.1%	21.0%	\$10 million up to \$100 million	1.7%	1.9%
\$1 million up to \$10 million	2.1%	21.0%	\$1 million up to \$10 million	0.1%	0.6%
Under \$1 million	0.3%	48.9%	Under \$1 million	0.01%	1.7%
<b>Counties</b>	<b>29.8%</b>	<b>5.9%</b>	<b>Constitutional Officers</b>	<b>6.1%</b>	<b>6.0%</b>
Top 10	24.5%	1.2%	Top 10	5.1%	1.2%
\$100 million or more	28.5%	2.2%	\$100 million or more	4.6%	0.2%
\$10 million up to \$100 million	1.2%	1.2%	\$10 million up to \$100 million	1.3%	1.3%
\$1 million up to \$10 million	0.1%	1.1%	\$1 million up to \$10 million	0.2%	1.6%
Under \$1 million	0.0%	1.4%	Under \$1 million	0.0%	2.9%
<b>Municipalities</b>	<b>17.0%</b>	<b>26.1%</b>	<b>Special Districts</b>	<b>8.9%</b>	<b>45.2%</b>
Top 10	5.8%	1.2%	Top 10	5.2%	1.2%
\$100 million or more	7.9%	1.9%	\$100 million or more	4.4%	0.8%
\$10 million up to \$100 million	8.4%	9.1%	\$10 million up to \$100 million	3.5%	4.0%
\$1 million up to \$10 million	0.6%	5.6%	\$1 million up to \$10 million	0.8%	10.0%
Under \$1 million	0.1%	9.4%	Under \$1 million	0.2%	30.4%
<b>School Boards</b>	<b>19.8%</b>	<b>8.7%</b>	<b>Other</b>	<b>11.9%</b>	<b>3.4%</b>
Top 10	12.4%	1.2%	Top 10	9.2%	1.2%
\$100 million or more	16.4%	2.3%	\$100 million or more	11.1%	1.0%
\$10 million up to \$100 million	3.3%	3.0%	\$10 million up to \$100 million	0.7%	0.5%
\$1 million up to \$10 million	0.1%	1.1%	\$1 million up to \$10 million	0.1%	1.1%
Under \$1 million	0.0%	2.3%	Under \$1 million	0.0%	0.8%



**Total Fund Value: \$30,747,287,507**



**Total Active Participant Count: 832**

Note: Active accounts include only those participant accounts valued above zero.

## COMPLIANCE WITH INVESTMENT POLICY FOR APRIL 30, 2025

As investment manager, Federated monitors compliance daily on Florida PRIME to ensure that investment practices comply with the requirements of the Investment Policy Statement (IPS). Federated provides a monthly compliance report to the SBA and is required to notify the Investment Oversight Group (IOG) of compliance exceptions within 24 hours of identification. The IOG will meet as necessary based on the occurrence and resolution of compliance exceptions or upon the occurrence of a material event. Minutes from the IOG meetings are posted to the Florida PRIME website.

In addition to the compliance testing performed by Federated, SBA Risk Management and Compliance conducts daily independent testing on Florida PRIME using a risk-based approach. Under this approach, each IPS parameter is ranked as "High" or "Low" with respect to the level of risk associated with a potential guideline breach. Negative test results are subject to independent verification and review for possible escalation. These rankings, along with the frequency for testing, are reviewed and approved by the IOG on an annual basis or more often if market conditions dictate. Additionally, any parameter reported in "Fail" status on the Federated compliance report, regardless of risk ranking, is also independently verified and escalated accordingly. The results of independent testing are currently reported monthly to the IOG.

Test by Source	Pass/Fail
Securities must be USD denominated	Pass
<u>Ratings requirements</u>	
First Tier Securities	Pass
Long-term securities must have long-term ratings in the three highest categories	Pass
Commercial Paper must have short-term ratings from at least one NRSRO	Pass
Securities in Highest Rating Category (A-1+ or equivalent)	Pass
Repurchase Agreement Counterparties must be rated by S&P	Pass
S&P Weighted Average Life	Pass
<u>Maturity</u>	
Individual Security	Pass
Government floating rate notes/variable rate notes	Pass
Dollar Weighted Average Maturity	Pass
Weighted Average Life	Pass
<u>Issuer Diversification</u>	
First tier issuer (limit does not apply to cash, cash items, U.S. Government securities and repo collateralized by these securities)	Pass
Demand Feature and Guarantor Diversification	
First Tier securities issued by or subject to demand features and guarantees of a non-controlled person	Pass
First Tier securities issued by or subject to demand features and guarantees of a controlled person	Pass

Test by Source	Pass/Fail
<u>Money Market Mutual Funds</u>	
Invested in any one Money Market Mutual Fund	Pass
<u>Repurchase Agreements</u>	
Repurchase Agreement Counterparty Rating	Pass
Term Repurchase Agreements with any single dealer - Counterparty Rating A-1+ (2-5 business days)	Pass
Term Repurchase Agreements with any single dealer - Counterparty Rating A-1 (2-5 business days)	Pass
Term Repurchase Agreements with any single dealer - Counterparty Rating A-1+ (More than 5 business days)	Pass
Term Repurchase Agreements with any single dealer - Counterparty Rating A-1 (More than 5 business days)	Pass
Repurchase Agreements with any single dealer - Counterparty Rating A-1	Pass
<u>Concentration Tests</u>	
Industry Concentration, excluding financial services industry	Pass
Any Single Government Agency	Pass
Illiquid Securities	Pass
Assets invested in securities accessible within 1 business day	Pass
Assets invested in securities accessible within 5 business days	Pass

## TRADING ACTIVITY FOR APRIL 2025

Description	Maturity Date	Trade Date	Settle Date	event type	Par or Shares	Principal	Traded Interest	Settlement Amount	Realized Gain(Loss)
ASB BANK LTD, CP4-2CP4-2	07/24/25	04/22/25	04/24/25	BUY	50,000,000	49,438,833	0	49,438,833	0
ASB BANK LTD, CP4-2CP4-2	07/24/25	04/22/25	04/24/25	BUY	25,000,000	24,719,417	0	24,719,417	0
ALBION CAPITAL LLC CPAB54	05/22/25	04/16/25	04/16/25	BUY	25,000,000	24,889,500	0	24,889,500	0
ALBION CAPITAL LLC CPAB54	05/22/25	04/22/25	04/22/25	BUY	35,779,000	35,646,916	0	35,646,916	0
ALBION CAPITAL LLC CPAB54	06/20/25	04/22/25	04/22/25	BUY	46,827,000	46,485,488	0	46,485,488	0
ALBION CAPITAL LLC CPAB54	06/27/25	04/25/25	04/28/25	BUY	48,242,000	47,883,401	0	47,883,401	0
ALBION CAPITAL LLC CPAB54	06/27/25	04/25/25	04/28/25	BUY	50,000,000	49,628,333	0	49,628,333	0
ANGLESEA FUNDING LLC PAB54	04/08/25	04/01/25	04/01/25	BUY	2,000,000	1,998,312	0	1,998,312	0
ANGLESEA FUNDING LLC PAB54	04/08/25	04/01/25	04/01/25	BUY	50,000,000	49,957,806	0	49,957,806	0
ANGLESEA FUNDING LLC PAB54	04/08/25	04/01/25	04/01/25	BUY	50,000,000	49,957,806	0	49,957,806	0
ANGLESEA FUNDING LLC PAB54	04/08/25	04/01/25	04/01/25	BUY	20,000,000	19,983,122	0	19,983,122	0
ANGLESEA FUNDING LLC PAB54	04/11/25	04/04/25	04/04/25	BUY	50,000,000	49,957,806	0	49,957,806	0
ANGLESEA FUNDING LLC PAB54	04/11/25	04/04/25	04/04/25	BUY	50,000,000	49,957,806	0	49,957,806	0
ANGLESEA FUNDING LLC PAB54	04/11/25	04/04/25	04/04/25	BUY	50,000,000	49,957,806	0	49,957,806	0
ANGLESEA FUNDING LLC PAB54	04/11/25	04/04/25	04/04/25	BUY	43,000,000	42,963,713	0	42,963,713	0
ANGLESEA FUNDING LLC PAB54	04/15/25	04/08/25	04/08/25	BUY	50,000,000	49,957,806	0	49,957,806	0
ANGLESEA FUNDING LLC PAB54	04/15/25	04/08/25	04/08/25	BUY	50,000,000	49,957,806	0	49,957,806	0
ANGLESEA FUNDING LLC PAB54	04/15/25	04/08/25	04/08/25	BUY	5,000,000	4,995,781	0	4,995,781	0
ANGLESEA FUNDING LLC PAB54	04/16/25	04/11/25	04/11/25	BUY	50,000,000	49,969,792	0	49,969,792	0
ANGLESEA FUNDING LLC PAB54	04/16/25	04/11/25	04/11/25	BUY	50,000,000	49,969,792	0	49,969,792	0
ANGLESEA FUNDING LLC PAB54	04/16/25	04/11/25	04/11/25	BUY	50,000,000	49,969,792	0	49,969,792	0
ANGLESEA FUNDING LLC PAB54	04/16/25	04/11/25	04/11/25	BUY	50,000,000	49,969,792	0	49,969,792	0
ANGLESEA FUNDING LLC PAB54	04/16/25	04/11/25	04/11/25	BUY	50,000,000	49,969,792	0	49,969,792	0
ANGLESEA FUNDING LLC PAB54	04/16/25	04/11/25	04/11/25	BUY	1,000,000	999,396	0	999,396	0
ANGLESEA FUNDING LLC PAB54	04/23/25	04/16/25	04/16/25	BUY	50,000,000	49,957,611	0	49,957,611	0
ANGLESEA FUNDING LLC PAB54	04/23/25	04/16/25	04/16/25	BUY	50,000,000	49,957,611	0	49,957,611	0
ANGLESEA FUNDING LLC PAB54	04/23/25	04/16/25	04/16/25	BUY	50,000,000	49,957,611	0	49,957,611	0
ANGLESEA FUNDING LLC PAB54	04/23/25	04/16/25	04/16/25	BUY	50,000,000	49,957,611	0	49,957,611	0
ANGLESEA FUNDING LLC PAB54	04/23/25	04/16/25	04/16/25	BUY	1,000,000	999,152	0	999,152	0
ANGLESEA FUNDING LLC PAB54	04/30/25	04/23/25	04/23/25	BUY	50,000,000	49,957,708	0	49,957,708	0
ANGLESEA FUNDING LLC PAB54	04/30/25	04/23/25	04/23/25	BUY	50,000,000	49,957,708	0	49,957,708	0
ANGLESEA FUNDING LLC PAB54	04/30/25	04/23/25	04/23/25	BUY	50,000,000	49,957,708	0	49,957,708	0
ANGLESEA FUNDING LLC PAB54	04/30/25	04/23/25	04/23/25	BUY	50,000,000	49,957,708	0	49,957,708	0
ANGLESEA FUNDING LLC PAB54	04/30/25	04/23/25	04/23/25	BUY	5,000,000	4,995,771	0	4,995,771	0
ANGLESEA FUNDING LLC PAB54	05/01/25	04/30/25	04/30/25	BUY	50,000,000	49,993,944	0	49,993,944	0
ANGLESEA FUNDING LLC PAB54	05/01/25	04/30/25	04/30/25	BUY	50,000,000	49,993,944	0	49,993,944	0
ANGLESEA FUNDING LLC PAB54	05/06/25	04/28/25	04/28/25	BUY	50,000,000	49,951,556	0	49,951,556	0
ANGLESEA FUNDING LLC PAB54	05/06/25	04/28/25	04/28/25	BUY	50,000,000	49,951,556	0	49,951,556	0
ANGLESEA FUNDING LLC PAB54	05/06/25	04/28/25	04/28/25	BUY	50,000,000	49,951,556	0	49,951,556	0
ANGLESEA FUNDING LLC PAB54	05/07/25	04/30/25	04/30/25	BUY	50,000,000	49,957,611	0	49,957,611	0
ANGLESEA FUNDING LLC PAB54	05/07/25	04/30/25	04/30/25	BUY	50,000,000	49,957,611	0	49,957,611	0
ANGLESEA FUNDING LLC PAB54	05/07/25	04/30/25	04/30/25	BUY	50,000,000	49,957,611	0	49,957,611	0
ANGLESEA FUNDING LLC PAB54	05/07/25	04/30/25	04/30/25	BUY	50,000,000	49,957,611	0	49,957,611	0
ANGLESEA FUNDING LLC PAB54	05/07/25	04/30/25	04/30/25	BUY	21,000,000	20,982,197	0	20,982,197	0
ANGLESEA FUNDING LLC PAB54	05/08/25	04/08/25	04/08/25	BUY	50,000,000	49,818,333	0	49,818,333	0
ANGLESEA FUNDING LLC PAB54	05/08/25	04/08/25	04/08/25	BUY	50,000,000	49,818,333	0	49,818,333	0
ANGLESEA FUNDING LLC PAB54	05/08/25	04/08/25	04/08/25	BUY	50,000,000	49,818,333	0	49,818,333	0
ANGLESEA FUNDING LLC PAB54	05/08/25	04/08/25	04/08/25	BUY	25,000,000	24,909,167	0	24,909,167	0
ANTALIS S.A, CPAB54CPAB54	04/22/25	04/11/25	04/11/25	BUY	50,000,000	49,933,236	0	49,933,236	0
ANTALIS S.A, CPAB54CPAB54	04/22/25	04/11/25	04/11/25	BUY	50,000,000	49,933,236	0	49,933,236	0
ANTALIS S.A, CPAB54CPAB54	04/22/25	04/11/25	04/11/25	BUY	50,000,000	49,933,236	0	49,933,236	0
ANTALIS S.A, CPAB54CPAB54	04/22/25	04/11/25	04/11/25	BUY	6,000,000	5,991,988	0	5,991,988	0
ANTALIS S.A, CPAB54CPAB54	04/24/25	04/17/25	04/17/25	BUY	42,720,000	42,683,617	0	42,683,617	0
ANTALIS S.A, CPAB54CPAB54	05/02/25	04/24/25	04/24/25	BUY	43,050,000	43,008,098	0	43,008,098	0
ANTALIS S.A, CPAB54CPAB54	06/27/25	04/29/25	04/29/25	BUY	50,000,000	49,637,806	0	49,637,806	0
ANTALIS S.A, CPAB54CPAB54	06/27/25	04/29/25	04/29/25	BUY	50,000,000	49,637,806	0	49,637,806	0
ANTALIS S.A, CPAB54CPAB54	06/27/25	04/29/25	04/29/25	BUY	45,400,000	45,071,127	0	45,071,127	0
ASCENSION HEALTH ALCP	05/22/25	04/22/25	04/22/25	BUY	20,000,000	19,926,333	0	19,926,333	0
ASCENSION HEALTH ALCP	06/03/25	04/30/25	04/30/25	BUY	25,000,000	24,896,111	0	24,896,111	0

# TRADING ACTIVITY FOR APRIL 2025

Description	Maturity Date	Trade Date	Settle Date	event type	Par or Shares	Principal	Traded Interest	Settlement Amount	Realized Gain(Loss)
ATLANTIC ASSET SECUCPABS4	05/08/25	04/07/25	04/07/25	BUY	50,000,000	49,811,847	0	49,811,847	0
ATLANTIC ASSET SECUCPABS4	05/08/25	04/07/25	04/07/25	BUY	50,000,000	49,811,847	0	49,811,847	0
ATLANTIC ASSET SECUCPABS4	05/09/25	04/07/25	04/07/25	BUY	50,000,000	49,805,778	0	49,805,778	0
ATLANTIC ASSET SECUCPABS4	05/09/25	04/07/25	04/07/25	BUY	50,000,000	49,805,778	0	49,805,778	0
ATLANTIC ASSET SECUCPABS4	05/09/25	04/07/25	04/07/25	BUY	50,000,000	49,805,778	0	49,805,778	0
BPCE SA CP4-2CP4-2	08/01/25	04/28/25	04/28/25	BUY	50,000,000	49,416,806	0	49,416,806	0
BPCE SA CP4-2CP4-2	08/01/25	04/28/25	04/28/25	BUY	30,000,000	29,650,083	0	29,650,083	0
BPCE SA CP4-2CP4-2	08/01/25	04/29/25	04/29/25	BUY	50,000,000	49,422,944	0	49,422,944	0
BPCE SA CP4-2CP4-2	08/01/25	04/29/25	04/29/25	BUY	5,000,000	4,942,294	0	4,942,294	0
BOFA SECURITIES, INCP4-2	07/09/25	04/09/25	04/09/25	BUY	50,000,000	49,437,569	0	49,437,569	0
BOFA SECURITIES, INCP4-2	07/09/25	04/09/25	04/09/25	BUY	50,000,000	49,437,569	0	49,437,569	0
BOFA SECURITIES, INCP4-2	07/09/25	04/09/25	04/09/25	BUY	50,000,000	49,437,569	0	49,437,569	0
BOFA SECURITIES, INCP4-2	07/09/25	04/09/25	04/09/25	BUY	50,000,000	49,437,569	0	49,437,569	0
BOFA SECURITIES, INCP4-2	07/09/25	04/09/25	04/09/25	BUY	50,000,000	49,437,569	0	49,437,569	0
BOFA SECURITIES, INCP4-2	07/09/25	04/09/25	04/09/25	BUY	30,000,000	29,662,542	0	29,662,542	0
BANK OF MONTREAL	04/08/26	04/09/25	04/10/25	BUY	50,000,000	50,000,000	0	50,000,000	0
BANK OF MONTREAL	04/08/26	04/09/25	04/10/25	BUY	50,000,000	50,000,000	0	50,000,000	0
BANK OF MONTREAL	04/08/26	04/09/25	04/10/25	BUY	10,000,000	10,000,000	0	10,000,000	0
BARTON CAPITAL S.A,CPABS4	04/15/25	04/14/25	04/14/25	BUY	39,000,000	38,995,288	0	38,995,288	0
BARTON CAPITAL S.A,CPABS4	04/15/25	04/14/25	04/14/25	BUY	50,000,000	49,993,958	0	49,993,958	0
BARTON CAPITAL S.A,CPABS4	04/23/25	04/22/25	04/22/25	BUY	50,000,000	49,993,972	0	49,993,972	0
BARTON CAPITAL S.A,CPABS4	04/23/25	04/22/25	04/22/25	BUY	50,000,000	49,993,972	0	49,993,972	0
BARTON CAPITAL S.A,CPABS4	04/23/25	04/22/25	04/22/25	BUY	15,000,000	14,998,192	0	14,998,192	0
BARTON CAPITAL S.A,CPABS4	05/09/25	04/10/25	04/10/25	BUY	50,000,000	49,823,583	0	49,823,583	0
BARTON CAPITAL S.A,CPABS4	05/09/25	04/10/25	04/11/25	BUY	50,000,000	49,829,667	0	49,829,667	0
BARTON CAPITAL S.A,CPABS4	05/23/25	04/25/25	04/25/25	BUY	50,000,000	49,828,889	0	49,828,889	0
BEDFORD ROW FUNDING CORP	11/12/25	04/01/25	04/01/25	BUY	50,000,000	50,000,000	0	50,000,000	0
BENNINGTON STARK CACPABS4	04/11/25	04/04/25	04/04/25	BUY	50,000,000	49,957,708	0	49,957,708	0
BENNINGTON STARK CACPABS4	04/11/25	04/04/25	04/04/25	BUY	50,000,000	49,957,708	0	49,957,708	0
BENNINGTON STARK CACPABS4	04/17/25	04/11/25	04/11/25	BUY	50,000,000	49,963,667	0	49,963,667	0
BENNINGTON STARK CACPABS4	04/17/25	04/11/25	04/11/25	BUY	25,000,000	24,981,833	0	24,981,833	0
BENNINGTON STARK CACPABS4	04/24/25	04/17/25	04/17/25	BUY	50,000,000	49,957,708	0	49,957,708	0
BENNINGTON STARK CACPABS4	04/24/25	04/17/25	04/17/25	BUY	50,000,000	49,957,708	0	49,957,708	0
BENNINGTON STARK CACPABS4	04/24/25	04/17/25	04/17/25	BUY	50,000,000	49,957,708	0	49,957,708	0
BENNINGTON STARK CACPABS4	04/24/25	04/17/25	04/17/25	BUY	20,000,000	19,983,083	0	19,983,083	0
BENNINGTON STARK CACPABS4	05/01/25	04/24/25	04/24/25	BUY	50,000,000	49,957,708	0	49,957,708	0
BENNINGTON STARK CACPABS4	05/01/25	04/24/25	04/24/25	BUY	50,000,000	49,957,708	0	49,957,708	0
BENNINGTON STARK CACPABS4	05/01/25	04/24/25	04/24/25	BUY	50,000,000	49,957,708	0	49,957,708	0
BENNINGTON STARK CACPABS4	05/01/25	04/24/25	04/24/25	BUY	50,000,000	49,957,708	0	49,957,708	0
BENNINGTON STARK CACPABS4	05/01/25	04/24/25	04/24/25	BUY	10,000,000	9,991,542	0	9,991,542	0
BENNINGTON STARK CACPABS4	05/22/25	04/25/25	04/25/25	BUY	50,000,000	49,834,250	0	49,834,250	0
BENNINGTON STARK CACPABS4	05/22/25	04/25/25	04/25/25	BUY	50,000,000	49,834,250	0	49,834,250	0
BENNINGTON STARK CACPABS4	05/22/25	04/25/25	04/25/25	BUY	50,000,000	49,834,250	0	49,834,250	0
BENNINGTON STARK CACPABS4	05/22/25	04/25/25	04/25/25	BUY	50,000,000	49,834,250	0	49,834,250	0
BENNINGTON STARK CACPABS4	05/22/25	04/25/25	04/25/25	BUY	50,000,000	49,834,250	0	49,834,250	0
BENNINGTON STARK CACPABS4	05/22/25	04/25/25	04/25/25	BUY	1,042,000	1,038,546	0	1,038,546	0
CHARIOT FUNDING LLCCPABS4	04/16/25	04/15/25	04/15/25	BUY	50,000,000	49,993,917	0	49,993,917	0
CHARIOT FUNDING LLCCPABS4	04/16/25	04/15/25	04/15/25	BUY	50,000,000	49,993,917	0	49,993,917	0
CHARIOT FUNDING LLCCPABS4	04/16/25	04/15/25	04/15/25	BUY	23,461,000	23,458,146	0	23,458,146	0
CHESHAM FINANCE LLCCPABS4	04/08/25	03/31/25	04/01/25	BUY	50,000,000	49,957,806	0	49,957,806	0
CHESHAM FINANCE LLCCPABS4	04/08/25	03/31/25	04/01/25	BUY	50,000,000	49,957,806	0	49,957,806	0
CHESHAM FINANCE LLCCPABS4	04/08/25	03/31/25	04/01/25	BUY	50,000,000	49,957,806	0	49,957,806	0
CHESHAM FINANCE LLCCPABS4	04/15/25	04/07/25	04/08/25	BUY	50,000,000	49,957,806	0	49,957,806	0
CHESHAM FINANCE LLCCPABS4	04/15/25	04/07/25	04/08/25	BUY	50,000,000	49,957,806	0	49,957,806	0
CHESHAM FINANCE LLCCPABS4	04/22/25	04/14/25	04/15/25	BUY	50,000,000	49,957,806	0	49,957,806	0
CHESHAM FINANCE LLCCPABS4	04/22/25	04/14/25	04/15/25	BUY	50,000,000	49,957,806	0	49,957,806	0
CHESHAM FINANCE LLCCPABS4	04/22/25	04/14/25	04/15/25	BUY	50,000,000	49,957,806	0	49,957,806	0
CHESHAM FINANCE LLCCPABS4	04/29/25	04/21/25	04/22/25	BUY	50,000,000	49,957,708	0	49,957,708	0
CHESHAM FINANCE LLCCPABS4	04/29/25	04/21/25	04/22/25	BUY	50,000,000	49,957,708	0	49,957,708	0
CHESHAM FINANCE LLCCPABS4	04/29/25	04/21/25	04/22/25	BUY	50,000,000	49,957,708	0	49,957,708	0
CHESHAM FINANCE LLCCPABS4	05/06/25	04/28/25	04/29/25	BUY	50,000,000	49,957,708	0	49,957,708	0
CHESHAM FINANCE LLCCPABS4	05/06/25	04/28/25	04/29/25	BUY	50,000,000	49,957,708	0	49,957,708	0

## TRADING ACTIVITY FOR APRIL 2025

Description	Maturity Date	Trade Date	Settle Date	event type	Par or Shares	Principal	Traded Interest	Settlement Amount	Realized Gain(Loss)
CHESHAM FINANCE LLCPCABS4	05/06/25	04/28/25	04/29/25	BUY	50,000,000	49,957,708	0	49,957,708	0
CHESHAM FINANCE LLCPCABS4	04/08/25	03/31/25	04/01/25	BUY	50,000,000	49,957,806	0	49,957,806	0
CHESHAM FINANCE LLCPCABS4	04/08/25	03/31/25	04/01/25	BUY	50,000,000	49,957,806	0	49,957,806	0
CHESHAM FINANCE LLCPCABS4	04/08/25	03/31/25	04/01/25	BUY	50,000,000	49,957,806	0	49,957,806	0
CHESHAM FINANCE LLCPCABS4	04/08/25	03/31/25	04/01/25	BUY	50,000,000	49,957,806	0	49,957,806	0
CHESHAM FINANCE LLCPCABS4	04/08/25	03/31/25	04/01/25	BUY	10,000,000	9,991,561	0	9,991,561	0
CHESHAM FINANCE LLCPCABS4	04/15/25	04/07/25	04/08/25	BUY	50,000,000	49,957,806	0	49,957,806	0
CHESHAM FINANCE LLCPCABS4	04/15/25	04/07/25	04/08/25	BUY	50,000,000	49,957,806	0	49,957,806	0
CHESHAM FINANCE LLCPCABS4	04/15/25	04/07/25	04/08/25	BUY	50,000,000	49,957,806	0	49,957,806	0
CHESHAM FINANCE LLCPCABS4	04/15/25	04/07/25	04/08/25	BUY	10,000,000	9,991,561	0	9,991,561	0
CHESHAM FINANCE LLCPCABS4	04/15/25	04/07/25	04/08/25	BUY	50,000,000	49,957,806	0	49,957,806	0
CHESHAM FINANCE LLCPCABS4	04/22/25	04/14/25	04/15/25	BUY	50,000,000	49,957,806	0	49,957,806	0
CHESHAM FINANCE LLCPCABS4	04/22/25	04/14/25	04/15/25	BUY	5,000,000	4,995,781	0	4,995,781	0
CHESHAM FINANCE LLCPCABS4	04/22/25	04/14/25	04/15/25	BUY	50,000,000	49,957,806	0	49,957,806	0
CHESHAM FINANCE LLCPCABS4	04/22/25	04/14/25	04/15/25	BUY	50,000,000	49,957,806	0	49,957,806	0
CHESHAM FINANCE LLCPCABS4	04/22/25	04/14/25	04/15/25	BUY	50,000,000	49,957,806	0	49,957,806	0
CHESHAM FINANCE LLCPCABS4	04/29/25	04/21/25	04/22/25	BUY	50,000,000	49,957,708	0	49,957,708	0
CHESHAM FINANCE LLCPCABS4	04/29/25	04/21/25	04/22/25	BUY	50,000,000	49,957,708	0	49,957,708	0
CHESHAM FINANCE LLCPCABS4	04/29/25	04/21/25	04/22/25	BUY	45,000,000	44,961,938	0	44,961,938	0
CHESHAM FINANCE LLCPCABS4	04/29/25	04/21/25	04/22/25	BUY	50,000,000	49,957,708	0	49,957,708	0
CHESHAM FINANCE LLCPCABS4	05/06/25	04/28/25	04/29/25	BUY	50,000,000	49,957,708	0	49,957,708	0
CHESHAM FINANCE LLCPCABS4	05/06/25	04/28/25	04/29/25	BUY	40,000,000	39,966,167	0	39,966,167	0
CHESHAM FINANCE LLCPCABS4	05/06/25	04/28/25	04/29/25	BUY	50,000,000	49,957,708	0	49,957,708	0
CHESHAM FINANCE LLCPCABS4	05/06/25	04/28/25	04/29/25	BUY	50,000,000	49,957,708	0	49,957,708	0
FALCON ASSET FUNDINCPABS4	04/14/25	04/11/25	04/11/25	BUY	50,000,000	49,981,667	0	49,981,667	0
FALCON ASSET FUNDINCPABS4	04/14/25	04/11/25	04/11/25	BUY	50,000,000	49,981,667	0	49,981,667	0
FALCON ASSET FUNDINCPABS4	04/14/25	04/11/25	04/11/25	BUY	50,000,000	49,981,667	0	49,981,667	0
FALCON ASSET FUNDINCPABS4	04/14/25	04/11/25	04/11/25	BUY	41,444,000	41,428,804	0	41,428,804	0
FALCON ASSET FUNDINCPABS4	05/16/25	04/14/25	04/14/25	BUY	50,000,000	49,804,444	0	49,804,444	0
FALCON ASSET FUNDINCPABS4	05/16/25	04/14/25	04/14/25	BUY	50,000,000	49,804,444	0	49,804,444	0
FALCON ASSET FUNDINCPABS4	05/16/25	04/14/25	04/14/25	BUY	50,000,000	49,804,444	0	49,804,444	0
FALCON ASSET FUNDINCPABS4	05/16/25	04/14/25	04/14/25	BUY	25,000,000	24,902,222	0	24,902,222	0
FALCON ASSET FUNDINCPABS4	05/27/25	04/22/25	04/22/25	BUY	50,000,000	49,786,111	0	49,786,111	0
FALCON ASSET FUNDINCPABS4	05/27/25	04/22/25	04/22/25	BUY	50,000,000	49,786,111	0	49,786,111	0
GOTHAM FUNDING CORPCPABS4	05/12/25	04/10/25	04/10/25	BUY	50,000,000	49,804,444	0	49,804,444	0
GOTHAM FUNDING CORPCPABS4	05/12/25	04/10/25	04/10/25	BUY	50,000,000	49,804,444	0	49,804,444	0
GOTHAM FUNDING CORPCPABS4	05/21/25	04/07/25	04/07/25	BUY	50,000,000	49,732,944	0	49,732,944	0
GOTHAM FUNDING CORPCPABS4	05/21/25	04/07/25	04/07/25	BUY	50,000,000	49,732,944	0	49,732,944	0
GOTHAM FUNDING CORPCPABS4	05/21/25	04/07/25	04/07/25	BUY	40,000,000	39,786,356	0	39,786,356	0
GOTHAM FUNDING CORPCPABS4	07/30/25	04/28/25	04/29/25	BUY	50,000,000	49,436,500	0	49,436,500	0
GOTHAM FUNDING CORPCPABS4	07/30/25	04/28/25	04/29/25	BUY	50,000,000	49,436,500	0	49,436,500	0
GOTHAM FUNDING CORPCPABS4	07/30/25	04/28/25	04/29/25	BUY	25,000,000	24,718,250	0	24,718,250	0
LMA-AMERICAS LLC CPCPABS4	07/09/25	04/01/25	04/01/25	BUY	50,000,000	49,399,125	0	49,399,125	0
LMA-AMERICAS LLC CPCPABS4	07/09/25	04/01/25	04/01/25	BUY	800,000	790,386	0	790,386	0
LMA-AMERICAS LLC CPCPABS4	07/10/25	04/01/25	04/02/25	BUY	50,000,000	49,399,125	0	49,399,125	0
LMA-AMERICAS LLC CPCPABS4	07/21/25	04/28/25	04/28/25	BUY	50,000,000	49,484,333	0	49,484,333	0
LMA-AMERICAS LLC CPCPABS4	07/25/25	04/28/25	04/28/25	BUY	50,000,000	49,459,778	0	49,459,778	0
LMA-AMERICAS LLC CPCPABS4	07/25/25	04/28/25	04/28/25	BUY	1,300,000	1,285,954	0	1,285,954	0
LONGSHIP FUNDING LLCPCABS4	05/12/25	04/01/25	04/01/25	BUY	50,000,000	49,751,722	0	49,751,722	0
LONGSHIP FUNDING LLCPCABS4	05/12/25	04/01/25	04/01/25	BUY	50,000,000	49,751,722	0	49,751,722	0
LONGSHIP FUNDING LLCPCABS4	05/12/25	04/01/25	04/01/25	BUY	50,000,000	49,751,722	0	49,751,722	0
MATCHPOINT FINANCE CPABS4	04/02/25	04/01/25	04/01/25	BUY	45,000,000	44,994,588	0	44,994,588	0
MATCHPOINT FINANCE CPABS4	04/02/25	04/01/25	04/01/25	BUY	50,000,000	49,993,986	0	49,993,986	0
MATCHPOINT FINANCE CPABS4	04/02/25	04/01/25	04/01/25	BUY	2,000,000	1,999,759	0	1,999,759	0
MATCHPOINT FINANCE CPABS4	04/03/25	04/02/25	04/02/25	BUY	50,000,000	49,993,986	0	49,993,986	0
MATCHPOINT FINANCE CPABS4	04/03/25	04/02/25	04/02/25	BUY	50,000,000	49,993,986	0	49,993,986	0
MATCHPOINT FINANCE CPABS4	04/03/25	04/02/25	04/02/25	BUY	16,000,000	15,998,076	0	15,998,076	0
MATCHPOINT FINANCE CPABS4	04/04/25	04/03/25	04/03/25	BUY	50,000,000	49,993,986	0	49,993,986	0
MATCHPOINT FINANCE CPABS4	04/04/25	04/03/25	04/03/25	BUY	50,000,000	49,993,986	0	49,993,986	0

## TRADING ACTIVITY FOR APRIL 2025

Description	Maturity Date	Trade Date	Settle Date	event type	Par or Shares	Principal	Traded Interest	Settlement Amount	Realized Gain(Loss)
MATCHPOINT FINANCE CPABS4	04/04/25	04/03/25	04/03/25	BUY	45,000,000	44,994,588	0	44,994,588	0
MATCHPOINT FINANCE CPABS4	04/07/25	04/04/25	04/04/25	BUY	50,000,000	49,981,958	0	49,981,958	0
MATCHPOINT FINANCE CPABS4	04/07/25	04/04/25	04/04/25	BUY	50,000,000	49,981,958	0	49,981,958	0
MATCHPOINT FINANCE CPABS4	04/07/25	04/04/25	04/04/25	BUY	25,000,000	24,990,979	0	24,990,979	0
MATCHPOINT FINANCE CPABS4	04/08/25	04/07/25	04/07/25	BUY	50,000,000	49,993,986	0	49,993,986	0
MATCHPOINT FINANCE CPABS4	04/08/25	04/07/25	04/07/25	BUY	50,000,000	49,993,986	0	49,993,986	0
MATCHPOINT FINANCE CPABS4	04/08/25	04/07/25	04/07/25	BUY	50,000,000	49,993,986	0	49,993,986	0
MATCHPOINT FINANCE CPABS4	04/08/25	04/07/25	04/07/25	BUY	25,000,000	24,996,993	0	24,996,993	0
MATCHPOINT FINANCE CPABS4	04/08/25	04/07/25	04/07/25	BUY	50,000,000	49,993,986	0	49,993,986	0
MATCHPOINT FINANCE CPABS4	04/09/25	04/08/25	04/08/25	BUY	50,000,000	49,993,986	0	49,993,986	0
MATCHPOINT FINANCE CPABS4	04/09/25	04/08/25	04/08/25	BUY	50,000,000	49,993,986	0	49,993,986	0
MATCHPOINT FINANCE CPABS4	04/09/25	04/08/25	04/08/25	BUY	50,000,000	49,993,986	0	49,993,986	0
MATCHPOINT FINANCE CPABS4	04/10/25	04/09/25	04/09/25	BUY	50,000,000	49,993,958	0	49,993,958	0
MATCHPOINT FINANCE CPABS4	04/10/25	04/09/25	04/09/25	BUY	50,000,000	49,993,958	0	49,993,958	0
MATCHPOINT FINANCE CPABS4	04/10/25	04/09/25	04/09/25	BUY	50,000,000	49,993,958	0	49,993,958	0
MATCHPOINT FINANCE CPABS4	04/14/25	04/11/25	04/11/25	BUY	50,000,000	49,981,958	0	49,981,958	0
MATCHPOINT FINANCE CPABS4	04/14/25	04/11/25	04/11/25	BUY	50,000,000	49,981,958	0	49,981,958	0
MATCHPOINT FINANCE CPABS4	04/14/25	04/11/25	04/11/25	BUY	50,000,000	49,981,958	0	49,981,958	0
MATCHPOINT FINANCE CPABS4	04/14/25	04/11/25	04/11/25	BUY	50,000,000	49,981,958	0	49,981,958	0
MATCHPOINT FINANCE CPABS4	04/15/25	04/14/25	04/14/25	BUY	25,000,000	24,996,993	0	24,996,993	0
MATCHPOINT FINANCE CPABS4	04/17/25	04/16/25	04/16/25	BUY	50,000,000	49,993,986	0	49,993,986	0
MATCHPOINT FINANCE CPABS4	04/17/25	04/16/25	04/16/25	BUY	50,000,000	49,993,986	0	49,993,986	0
MATCHPOINT FINANCE CPABS4	04/17/25	04/16/25	04/16/25	BUY	25,000,000	24,996,993	0	24,996,993	0
MATCHPOINT FINANCE CPABS4	04/23/25	04/22/25	04/22/25	BUY	40,000,000	39,995,189	0	39,995,189	0
MATCHPOINT FINANCE CPABS4	04/24/25	04/23/25	04/23/25	BUY	50,000,000	49,993,986	0	49,993,986	0
MATCHPOINT FINANCE CPABS4	04/24/25	04/23/25	04/23/25	BUY	50,000,000	49,993,986	0	49,993,986	0
MATCHPOINT FINANCE CPABS4	04/24/25	04/23/25	04/23/25	BUY	47,000,000	46,994,347	0	46,994,347	0
MATCHPOINT FINANCE CPABS4	04/25/25	04/24/25	04/24/25	BUY	50,000,000	49,993,986	0	49,993,986	0
MATCHPOINT FINANCE CPABS4	04/25/25	04/24/25	04/24/25	BUY	50,000,000	49,993,986	0	49,993,986	0
MATCHPOINT FINANCE CPABS4	04/25/25	04/24/25	04/24/25	BUY	50,000,000	49,993,986	0	49,993,986	0
MATCHPOINT FINANCE CPABS4	04/25/25	04/24/25	04/24/25	BUY	10,000,000	9,998,797	0	9,998,797	0
MATCHPOINT FINANCE CPABS4	04/28/25	04/25/25	04/25/25	BUY	50,000,000	49,981,958	0	49,981,958	0
MATCHPOINT FINANCE CPABS4	04/28/25	04/25/25	04/25/25	BUY	50,000,000	49,981,958	0	49,981,958	0
MATCHPOINT FINANCE CPABS4	04/28/25	04/25/25	04/25/25	BUY	40,000,000	39,985,567	0	39,985,567	0
MATCHPOINT FINANCE CPABS4	04/28/25	04/25/25	04/25/25	BUY	50,000,000	49,981,958	0	49,981,958	0
MATCHPOINT FINANCE CPABS4	05/14/25	04/14/25	04/14/25	BUY	50,000,000	49,815,833	0	49,815,833	0
MATCHPOINT FINANCE CPABS4	05/14/25	04/14/25	04/14/25	BUY	50,000,000	49,815,833	0	49,815,833	0
MIZUHO BANK LTD, CDCDYAN	07/10/25	04/08/25	04/08/25	BUY	50,000,000	50,000,000	0	50,000,000	0
MIZUHO BANK LTD, CDCDYAN	07/10/25	04/08/25	04/08/25	BUY	50,000,000	50,000,000	0	50,000,000	0
MIZUHO BANK LTD, CDCDYAN	07/10/25	04/08/25	04/08/25	BUY	15,000,000	15,000,000	0	15,000,000	0
OLD LINE FUNDING, LCPABS4	05/13/25	04/10/25	04/10/25	BUY	50,000,000	49,798,333	0	49,798,333	0
OLD LINE FUNDING, LCPABS4	05/13/25	04/10/25	04/10/25	BUY	50,000,000	49,798,333	0	49,798,333	0
OLD LINE FUNDING LLC	11/19/25	04/02/25	04/03/25	BUY	15,000,000	15,000,000	0	15,000,000	0
OLD LINE FUNDING LLC	11/19/25	04/02/25	04/03/25	BUY	50,000,000	50,000,000	0	50,000,000	0
PODIUM FUNDING TRUST	01/20/26	04/25/25	04/25/25	BUY	20,000,000	20,000,000	0	20,000,000	0
PODIUM FUNDING TRUSCPABS3	10/27/25	04/15/25	04/15/25	BUY	50,000,000	48,809,688	0	48,809,688	0
PODIUM FUNDING TRUSCPABS3	10/27/25	04/15/25	04/15/25	BUY	50,000,000	48,809,688	0	48,809,688	0
RIDGEFIELD FUNDING CPABS4	04/14/25	04/11/25	04/11/25	BUY	50,000,000	49,981,667	0	49,981,667	0
RIDGEFIELD FUNDING CPABS4	04/14/25	04/11/25	04/11/25	BUY	17,922,000	17,915,429	0	17,915,429	0
RIDGEFIELD FUNDING CPABS4	04/15/25	04/14/25	04/14/25	BUY	50,000,000	49,993,889	0	49,993,889	0
RIDGEFIELD FUNDING CPABS4	04/15/25	04/14/25	04/14/25	BUY	50,000,000	49,993,889	0	49,993,889	0
RIDGEFIELD FUNDING CPABS4	04/15/25	04/14/25	04/14/25	BUY	50,000,000	49,993,889	0	49,993,889	0
RIDGEFIELD FUNDING CPABS4	04/15/25	04/14/25	04/14/25	BUY	50,000,000	49,993,889	0	49,993,889	0
RIDGEFIELD FUNDING CPABS4	04/15/25	04/14/25	04/14/25	BUY	50,000,000	49,993,889	0	49,993,889	0
RIDGEFIELD FUNDING CPABS4	04/15/25	04/14/25	04/14/25	BUY	50,000,000	49,993,889	0	49,993,889	0

## TRADING ACTIVITY FOR APRIL 2025

Description	Maturity Date	Trade Date	Settle Date	event type	Par or Shares	Principal	Traded Interest	Settlement Amount	Realized Gain(Loss)
RIDGEFIELD FUNDING CPABS4	04/15/25	04/14/25	04/14/25	BUY	50,000,000	49,993,889	0	49,993,889	0
RIDGEFIELD FUNDING CPABS4	04/16/25	04/15/25	04/15/25	BUY	50,000,000	49,993,889	0	49,993,889	0
RIDGEFIELD FUNDING CPABS4	04/16/25	04/15/25	04/15/25	BUY	50,000,000	49,993,889	0	49,993,889	0
RIDGEFIELD FUNDING CPABS4	04/16/25	04/15/25	04/15/25	BUY	50,000,000	49,993,889	0	49,993,889	0
RIDGEFIELD FUNDING CPABS4	04/16/25	04/15/25	04/15/25	BUY	50,000,000	49,993,889	0	49,993,889	0
RIDGEFIELD FUNDING CPABS4	04/16/25	04/15/25	04/15/25	BUY	50,000,000	49,993,889	0	49,993,889	0
RIDGEFIELD FUNDING CPABS4	04/16/25	04/15/25	04/15/25	BUY	31,915,000	31,911,099	0	31,911,099	0
RIDGEFIELD FUNDING CPABS4	04/17/25	04/16/25	04/16/25	BUY	50,000,000	49,993,889	0	49,993,889	0
RIDGEFIELD FUNDING CPABS4	04/17/25	04/16/25	04/16/25	BUY	50,000,000	49,993,889	0	49,993,889	0
RIDGEFIELD FUNDING CPABS4	04/17/25	04/16/25	04/16/25	BUY	26,944,000	26,940,707	0	26,940,707	0
SOCIETE GENERALE, PCP4-2	04/02/25	04/01/25	04/01/25	BUY	50,000,000	49,993,972	0	49,993,972	0
SOCIETE GENERALE, PCP4-2	04/02/25	04/01/25	04/01/25	BUY	50,000,000	49,993,972	0	49,993,972	0
SOCIETE GENERALE, PCP4-2	04/02/25	04/01/25	04/01/25	BUY	50,000,000	49,993,972	0	49,993,972	0
SOCIETE GENERALE, PCP4-2	04/02/25	04/01/25	04/01/25	BUY	50,000,000	49,993,972	0	49,993,972	0
SOCIETE GENERALE, PCP4-2	04/02/25	04/01/25	04/01/25	BUY	50,000,000	49,993,972	0	49,993,972	0
SOCIETE GENERALE, PCP4-2	04/02/25	04/01/25	04/01/25	BUY	50,000,000	49,993,972	0	49,993,972	0
SOCIETE GENERALE, PCP4-2	04/02/25	04/01/25	04/01/25	BUY	45,000,000	44,994,575	0	44,994,575	0
SOCIETE GENERALE, PCP4-2	04/02/25	04/01/25	04/01/25	BUY	50,000,000	49,993,972	0	49,993,972	0
STARBIRD FUNDING COCPABS4	04/04/25	04/03/25	04/03/25	BUY	50,000,000	49,993,986	0	49,993,986	0
STARBIRD FUNDING COCPABS4	04/04/25	04/03/25	04/03/25	BUY	50,000,000	49,993,986	0	49,993,986	0
STARBIRD FUNDING COCPABS4	04/04/25	04/03/25	04/03/25	BUY	50,000,000	49,993,986	0	49,993,986	0
STARBIRD FUNDING COCPABS4	04/07/25	04/04/25	04/04/25	BUY	50,000,000	49,981,958	0	49,981,958	0
STARBIRD FUNDING COCPABS4	04/07/25	04/04/25	04/04/25	BUY	50,000,000	49,981,958	0	49,981,958	0
STARBIRD FUNDING COCPABS4	04/07/25	04/04/25	04/04/25	BUY	50,000,000	49,981,958	0	49,981,958	0
STARBIRD FUNDING COCPABS4	04/07/25	04/04/25	04/04/25	BUY	50,000,000	49,981,958	0	49,981,958	0
STARBIRD FUNDING COCPABS4	04/08/25	04/07/25	04/07/25	BUY	50,000,000	49,993,986	0	49,993,986	0
STARBIRD FUNDING COCPABS4	04/08/25	04/07/25	04/07/25	BUY	50,000,000	49,993,986	0	49,993,986	0
STARBIRD FUNDING COCPABS4	04/08/25	04/07/25	04/07/25	BUY	25,000,000	24,996,993	0	24,996,993	0
STARBIRD FUNDING COCPABS4	04/09/25	04/08/25	04/08/25	BUY	50,000,000	49,993,986	0	49,993,986	0
STARBIRD FUNDING COCPABS4	04/09/25	04/08/25	04/08/25	BUY	50,000,000	49,993,986	0	49,993,986	0
STARBIRD FUNDING COCPABS4	04/09/25	04/08/25	04/08/25	BUY	50,000,000	49,993,986	0	49,993,986	0
STARBIRD FUNDING COCPABS4	04/09/25	04/08/25	04/08/25	BUY	25,000,000	24,996,993	0	24,996,993	0
STARBIRD FUNDING COCPABS4	04/11/25	04/10/25	04/10/25	BUY	50,000,000	49,993,958	0	49,993,958	0
STARBIRD FUNDING COCPABS4	04/11/25	04/10/25	04/10/25	BUY	50,000,000	49,993,958	0	49,993,958	0
STARBIRD FUNDING COCPABS4	04/11/25	04/10/25	04/10/25	BUY	50,000,000	49,993,958	0	49,993,958	0
STARBIRD FUNDING COCPABS4	04/11/25	04/10/25	04/10/25	BUY	50,000,000	49,993,958	0	49,993,958	0
STARBIRD FUNDING COCPABS4	04/11/25	04/10/25	04/10/25	BUY	50,000,000	49,993,958	0	49,993,958	0
STARBIRD FUNDING COCPABS4	04/14/25	04/11/25	04/11/25	BUY	50,000,000	49,981,875	0	49,981,875	0
STARBIRD FUNDING COCPABS4	04/14/25	04/11/25	04/11/25	BUY	50,000,000	49,981,875	0	49,981,875	0
STARBIRD FUNDING COCPABS4	04/14/25	04/11/25	04/11/25	BUY	50,000,000	49,981,875	0	49,981,875	0
STARBIRD FUNDING COCPABS4	04/15/25	04/14/25	04/14/25	BUY	50,000,000	49,993,986	0	49,993,986	0
STARBIRD FUNDING COCPABS4	04/15/25	04/14/25	04/14/25	BUY	50,000,000	49,993,986	0	49,993,986	0
STARBIRD FUNDING COCPABS4	04/15/25	04/14/25	04/14/25	BUY	50,000,000	49,993,986	0	49,993,986	0
STARBIRD FUNDING COCPABS4	04/15/25	04/14/25	04/14/25	BUY	50,000,000	49,993,986	0	49,993,986	0
STARBIRD FUNDING COCPABS4	04/15/25	04/14/25	04/14/25	BUY	50,000,000	49,993,986	0	49,993,986	0
STARBIRD FUNDING COCPABS4	04/16/25	04/15/25	04/15/25	BUY	50,000,000	49,993,958	0	49,993,958	0
STARBIRD FUNDING COCPABS4	04/16/25	04/15/25	04/15/25	BUY	50,000,000	49,993,958	0	49,993,958	0
STARBIRD FUNDING COCPABS4	04/16/25	04/15/25	04/15/25	BUY	50,000,000	49,993,958	0	49,993,958	0
STARBIRD FUNDING COCPABS4	04/21/25	04/17/25	04/17/25	BUY	50,000,000	49,975,889	0	49,975,889	0
STARBIRD FUNDING COCPABS4	04/21/25	04/17/25	04/17/25	BUY	50,000,000	49,975,889	0	49,975,889	0
STARBIRD FUNDING COCPABS4	04/21/25	04/17/25	04/17/25	BUY	50,000,000	49,975,889	0	49,975,889	0
STARBIRD FUNDING COCPABS4	04/21/25	04/17/25	04/17/25	BUY	2,500,000	2,498,794	0	2,498,794	0
STARBIRD FUNDING COCPABS4	04/28/25	04/25/25	04/25/25	BUY	5,000,000	4,998,196	0	4,998,196	0
STARBIRD FUNDING COCPABS4	04/29/25	04/28/25	04/28/25	BUY	50,000,000	49,993,986	0	49,993,986	0

## TRADING ACTIVITY FOR APRIL 2025

Description	Maturity Date	Trade Date	Settle Date	event type	Par or Shares	Principal	Traded Interest	Settlement Amount	Realized Gain(Loss)
STARBIRD FUNDING COCPABS4	04/29/25	04/28/25	04/28/25	BUY	15,000,000	14,998,196	0	14,998,196	0
STARBIRD FUNDING COCPABS4	04/29/25	04/28/25	04/28/25	BUY	50,000,000	49,993,986	0	49,993,986	0
STARBIRD FUNDING COCPABS4	04/29/25	04/28/25	04/28/25	BUY	50,000,000	49,993,986	0	49,993,986	0
STARBIRD FUNDING COCPABS4	04/30/25	04/29/25	04/29/25	BUY	50,000,000	49,993,986	0	49,993,986	0
STARBIRD FUNDING COCPABS4	04/30/25	04/29/25	04/29/25	BUY	50,000,000	49,993,986	0	49,993,986	0
STARBIRD FUNDING COCPABS4	04/30/25	04/29/25	04/29/25	BUY	50,000,000	49,993,986	0	49,993,986	0
STARBIRD FUNDING COCPABS4	04/30/25	04/29/25	04/29/25	BUY	50,000,000	49,993,986	0	49,993,986	0
STARBIRD FUNDING COCPABS4	04/30/25	04/29/25	04/29/25	BUY	30,000,000	29,996,392	0	29,996,392	0
STARBIRD FUNDING COCPABS4	05/01/25	04/30/25	04/30/25	BUY	25,000,000	24,996,993	0	24,996,993	0
SUMITOMO MITSUI TRUCDYAN	07/24/25	04/23/25	04/24/25	BUY	50,000,000	50,000,000	0	50,000,000	0
SUMITOMO MITSUI TRUCDYAN	07/24/25	04/23/25	04/24/25	BUY	50,000,000	50,000,000	0	50,000,000	0
SUMITOMO MITSUI BANC DYAN	07/09/25	04/08/25	04/09/25	BUY	50,000,000	50,000,000	0	50,000,000	0
SUMITOMO MITSUI BANC DYAN	07/09/25	04/08/25	04/09/25	BUY	50,000,000	50,000,000	0	50,000,000	0
SUMITOMO MITSUI BANC DYAN	07/09/25	04/08/25	04/09/25	BUY	10,000,000	10,000,000	0	10,000,000	0
TORONTO-DOMINION BANK/THE	04/23/26	04/23/25	04/23/25	BUY	50,000,000	50,000,000	0	50,000,000	0
TORONTO-DOMINION BANK/THE	04/23/26	04/23/25	04/23/25	BUY	20,000,000	20,000,000	0	20,000,000	0
TORONTO-DOMINION BANK/THE	04/23/26	04/23/25	04/23/25	BUY	50,000,000	50,000,000	0	50,000,000	0
TOTALENERGIES CAPITCP4-2	07/09/25	04/07/25	04/07/25	BUY	45,000,000	44,494,313	0	44,494,313	0
TOYOTA MOTOR CREDITCP	11/04/25	04/24/25	04/24/25	BUY	50,000,000	48,825,222	0	48,825,222	0
TOYOTA MOTOR CREDITCP	11/04/25	04/24/25	04/24/25	BUY	50,000,000	48,825,222	0	48,825,222	0
TOYOTA CREDIT DE PUCP	11/06/25	04/22/25	04/22/25	BUY	5,000,000	4,879,275	0	4,879,275	0
UNITEDHEALTH GROUP,CP4-2	04/04/25	04/03/25	04/03/25	BUY	15,000,000	14,998,196	0	14,998,196	0
UNITEDHEALTH GROUP,CP4-2	04/07/25	04/04/25	04/04/25	BUY	25,000,000	24,990,979	0	24,990,979	0
UNITEDHEALTH GROUP,CP4-2	04/08/25	04/07/25	04/07/25	BUY	46,000,000	45,994,467	0	45,994,467	0
UNITEDHEALTH GROUP,CP4-2	04/08/25	04/07/25	04/07/25	BUY	50,000,000	49,993,986	0	49,993,986	0
UNITEDHEALTH GROUP,CP4-2	04/08/25	04/07/25	04/07/25	BUY	30,000,000	29,996,392	0	29,996,392	0
UNITEDHEALTH GROUP,CP4-2	04/09/25	04/08/25	04/08/25	BUY	50,000,000	49,993,958	0	49,993,958	0
UNITEDHEALTH GROUP,CP4-2	04/09/25	04/08/25	04/08/25	BUY	50,000,000	49,993,958	0	49,993,958	0
UNITEDHEALTH GROUP,CP4-2	04/11/25	04/11/25	04/11/25	BUY	11,000,000	10,986,708	0	10,986,708	0
UNITEDHEALTH GROUP,CP4-2	04/22/25	04/21/25	04/21/25	BUY	50,000,000	49,993,944	0	49,993,944	0
UNITEDHEALTH GROUP,CP4-2	04/22/25	04/21/25	04/21/25	BUY	50,000,000	49,993,944	0	49,993,944	0
UNITEDHEALTH GROUP,CP4-2	04/22/25	04/21/25	04/21/25	BUY	50,000,000	49,993,944	0	49,993,944	0
UNITEDHEALTH GROUP,CP4-2	04/22/25	04/21/25	04/21/25	BUY	50,000,000	49,993,944	0	49,993,944	0
UNITEDHEALTH GROUP,CP4-2	04/22/25	04/21/25	04/21/25	BUY	50,000,000	49,993,944	0	49,993,944	0
UNITEDHEALTH GROUP,CP4-2	04/22/25	04/21/25	04/21/25	BUY	50,000,000	49,993,944	0	49,993,944	0
UNITEDHEALTH GROUP,CP4-2	04/28/25	04/21/25	04/21/25	BUY	50,000,000	49,957,222	0	49,957,222	0
UNITEDHEALTH GROUP,CP4-2	04/28/25	04/21/25	04/21/25	BUY	41,000,000	40,964,922	0	40,964,922	0
UNITEDHEALTH GROUP,CP4-2	04/28/25	04/25/25	04/25/25	BUY	50,000,000	49,981,750	0	49,981,750	0
UNITEDHEALTH GROUP,CP4-2	04/28/25	04/25/25	04/25/25	BUY	50,000,000	49,981,750	0	49,981,750	0
UNITEDHEALTH GROUP,CP4-2	04/28/25	04/25/25	04/25/25	BUY	50,000,000	49,981,750	0	49,981,750	0
UNITEDHEALTH GROUP,CP4-2	04/28/25	04/25/25	04/25/25	BUY	25,000,000	24,990,875	0	24,990,875	0
UNITEDHEALTH GROUP,CP4-2	04/29/25	04/22/25	04/22/25	BUY	50,000,000	49,957,222	0	49,957,222	0
UNITEDHEALTH GROUP,CP4-2	04/29/25	04/22/25	04/22/25	BUY	50,000,000	49,957,222	0	49,957,222	0
UNITEDHEALTH GROUP,CP4-2	04/29/25	04/22/25	04/22/25	BUY	50,000,000	49,957,222	0	49,957,222	0
UNITEDHEALTH GROUP,CP4-2	05/05/25	04/28/25	04/28/25	BUY	50,000,000	49,957,514	0	49,957,514	0
UNITEDHEALTH GROUP,CP4-2	05/05/25	04/28/25	04/28/25	BUY	26,000,000	25,977,907	0	25,977,907	0
VICTORY RECEIVABLESCPABS4	04/21/25	04/17/25	04/17/25	BUY	50,000,000	49,975,556	0	49,975,556	0
VICTORY RECEIVABLESCPABS4	04/21/25	04/17/25	04/17/25	BUY	24,691,000	24,678,929	0	24,678,929	0
VICTORY RECEIVABLESCPABS4	06/17/25	04/02/25	04/02/25	BUY	50,000,000	49,538,722	0	49,538,722	0
VICTORY RECEIVABLESCPABS4	06/17/25	04/02/25	04/02/25	BUY	50,000,000	49,538,722	0	49,538,722	0
VICTORY RECEIVABLESCPABS4	06/17/25	04/02/25	04/02/25	BUY	50,000,000	49,538,722	0	49,538,722	0
VICTORY RECEIVABLESCPABS4	06/17/25	04/02/25	04/02/25	BUY	50,000,000	49,538,722	0	49,538,722	0
VICTORY RECEIVABLESCPABS4	06/17/25	04/02/25	04/02/25	BUY	10,000,000	9,907,744	0	9,907,744	0
DREYFUS GOVT CASH MGMT FUND	02/01/27	04/01/25	04/01/25	BUY	6,403,975	6,403,975	0	6,403,975	0
DREYFUS GOVT CASH MGMT FUND	02/01/27	04/04/25	04/04/25	BUY	286,025	286,025	0	286,025	0
DREYFUS GOVT CASH MGMT FUND	02/01/27	04/08/25	04/08/25	BUY	4,457,103	4,457,103	0	4,457,103	0

## TRADING ACTIVITY FOR APRIL 2025

Description	Maturity Date	Trade Date	Settle Date	event type	Par or Shares	Principal	Traded Interest	Settlement Amount	Realized Gain(Loss)
DREYFUS GOVT CASH MGMT FUND	02/01/27	04/11/25	04/11/25	BUY	2,801,524	2,801,524	0	2,801,524	0
DREYFUS GOVT CASH MGMT FUND	02/01/27	04/15/25	04/15/25	BUY	5,423,901	5,423,901	0	5,423,901	0
DREYFUS GOVT CASH MGMT FUND	02/01/27	04/21/25	04/21/25	BUY	4,313,663	4,313,663	0	4,313,663	0
DREYFUS GOVT CASH MGMT FUND	02/01/27	04/23/25	04/23/25	BUY	4,359,262	4,359,262	0	4,359,262	0
DREYFUS GOVT CASH MGMT FUND	02/01/27	04/25/25	04/25/25	BUY	2,433,968	2,433,968	0	2,433,968	0
DREYFUS GOVT CASH MGMT FUND	02/01/27	04/28/25	04/28/25	BUY	2,347,285	2,347,285	0	2,347,285	0
MIZUHO TRIPARTY	04/02/25	04/01/25	04/01/25	BUY	500,000,000	500,000,000	0	500,000,000	0
HSBC TRIPARTY	04/02/25	04/01/25	04/01/25	BUY	100,000,000	100,000,000	0	100,000,000	0
BANK OF AMERICA TRIPARTY	04/02/25	04/01/25	04/01/25	BUY	1,844,000,000	1,844,000,000	0	1,844,000,000	0
MIZUHO TRIPARTY	04/03/25	04/02/25	04/02/25	BUY	500,000,000	500,000,000	0	500,000,000	0
HSBC TRIPARTY	04/03/25	04/02/25	04/02/25	BUY	100,000,000	100,000,000	0	100,000,000	0
BANK OF AMERICA TRIPARTY	04/03/25	04/02/25	04/02/25	BUY	1,858,000,000	1,858,000,000	0	1,858,000,000	0
MIZUHO TRIPARTY	04/04/25	04/03/25	04/03/25	BUY	500,000,000	500,000,000	0	500,000,000	0
HSBC TRIPARTY	04/04/25	04/03/25	04/03/25	BUY	100,000,000	100,000,000	0	100,000,000	0
BANK OF AMERICA TRIPARTY	04/04/25	04/03/25	04/03/25	BUY	2,054,000,000	2,054,000,000	0	2,054,000,000	0
MIZUHO TRIPARTY	04/07/25	04/04/25	04/04/25	BUY	500,000,000	500,000,000	0	500,000,000	0
HSBC TRIPARTY	04/07/25	04/04/25	04/04/25	BUY	100,000,000	100,000,000	0	100,000,000	0
BANK OF AMERICA TRIPARTY	04/07/25	04/04/25	04/04/25	BUY	2,144,000,000	2,144,000,000	0	2,144,000,000	0
MIZUHO TRIPARTY	04/08/25	04/07/25	04/07/25	BUY	500,000,000	500,000,000	0	500,000,000	0
HSBC TRIPARTY	04/08/25	04/07/25	04/07/25	BUY	100,000,000	100,000,000	0	100,000,000	0
BANK OF AMERICA TRIPARTY	04/08/25	04/07/25	04/07/25	BUY	562,000,000	562,000,000	0	562,000,000	0
MIZUHO TRIPARTY	04/09/25	04/08/25	04/08/25	BUY	500,000,000	500,000,000	0	500,000,000	0
HSBC TRIPARTY	04/09/25	04/08/25	04/08/25	BUY	500,000,000	500,000,000	0	500,000,000	0
BANK OF AMERICA TRIPARTY	04/09/25	04/08/25	04/08/25	BUY	2,004,000,000	2,004,000,000	0	2,004,000,000	0
HSBC TRIPARTY	04/09/25	04/08/25	04/08/25	BUY	100,000,000	100,000,000	0	100,000,000	0
HSBC TRIPARTY	04/09/25	04/08/25	04/08/25	BUY	600,000,000	600,000,000	0	600,000,000	0
MIZUHO TRIPARTY	04/10/25	04/09/25	04/09/25	BUY	500,000,000	500,000,000	0	500,000,000	0
HSBC TRIPARTY	04/10/25	04/09/25	04/09/25	BUY	100,000,000	100,000,000	0	100,000,000	0
BANK OF AMERICA TRIPARTY	04/10/25	04/09/25	04/09/25	BUY	2,063,000,000	2,063,000,000	0	2,063,000,000	0
HSBC TRIPARTY	04/10/25	04/09/25	04/09/25	BUY	600,000,000	600,000,000	0	600,000,000	0
MIZUHO TRIPARTY	04/11/25	04/10/25	04/10/25	BUY	500,000,000	500,000,000	0	500,000,000	0
HSBC TRIPARTY	04/11/25	04/10/25	04/10/25	BUY	100,000,000	100,000,000	0	100,000,000	0
BANK OF AMERICA TRIPARTY	04/11/25	04/10/25	04/10/25	BUY	1,825,000,000	1,825,000,000	0	1,825,000,000	0
HSBC TRIPARTY	04/11/25	04/10/25	04/10/25	BUY	600,000,000	600,000,000	0	600,000,000	0
MIZUHO TRIPARTY	04/14/25	04/11/25	04/11/25	BUY	500,000,000	500,000,000	0	500,000,000	0
HSBC TRIPARTY	04/14/25	04/11/25	04/11/25	BUY	100,000,000	100,000,000	0	100,000,000	0
BANK OF AMERICA TRIPARTY	04/14/25	04/11/25	04/11/25	BUY	1,981,000,000	1,981,000,000	0	1,981,000,000	0
HSBC TRIPARTY	04/14/25	04/11/25	04/11/25	BUY	600,000,000	600,000,000	0	600,000,000	0
MIZUHO TRIPARTY	04/15/25	04/14/25	04/14/25	BUY	650,000,000	650,000,000	0	650,000,000	0
HSBC TRIPARTY	04/15/25	04/14/25	04/14/25	BUY	950,000,000	950,000,000	0	950,000,000	0
BANK OF AMERICA TRIPARTY	04/15/25	04/14/25	04/14/25	BUY	2,072,000,000	2,072,000,000	0	2,072,000,000	0
HSBC TRIPARTY	04/15/25	04/14/25	04/14/25	BUY	100,000,000	100,000,000	0	100,000,000	0
HSBC TRIPARTY	04/15/25	04/14/25	04/14/25	BUY	1,100,000,000	1,100,000,000	0	1,100,000,000	0
MIZUHO TRIPARTY	04/16/25	04/15/25	04/15/25	BUY	650,000,000	650,000,000	0	650,000,000	0
HSBC TRIPARTY	04/16/25	04/15/25	04/15/25	BUY	950,000,000	950,000,000	0	950,000,000	0
BANK OF AMERICA TRIPARTY	04/16/25	04/15/25	04/15/25	BUY	2,426,000,000	2,426,000,000	0	2,426,000,000	0
HSBC TRIPARTY	04/16/25	04/15/25	04/15/25	BUY	100,000,000	100,000,000	0	100,000,000	0
HSBC TRIPARTY	04/16/25	04/15/25	04/15/25	BUY	1,100,000,000	1,100,000,000	0	1,100,000,000	0
MIZUHO TRIPARTY	04/17/25	04/16/25	04/16/25	BUY	650,000,000	650,000,000	0	650,000,000	0
HSBC TRIPARTY	04/17/25	04/16/25	04/16/25	BUY	950,000,000	950,000,000	0	950,000,000	0
BANK OF AMERICA TRIPARTY	04/17/25	04/16/25	04/16/25	BUY	2,204,000,000	2,204,000,000	0	2,204,000,000	0
HSBC TRIPARTY	04/17/25	04/16/25	04/16/25	BUY	100,000,000	100,000,000	0	100,000,000	0
HSBC TRIPARTY	04/17/25	04/16/25	04/16/25	BUY	1,100,000,000	1,100,000,000	0	1,100,000,000	0
MIZUHO TRIPARTY	04/21/25	04/17/25	04/17/25	BUY	650,000,000	650,000,000	0	650,000,000	0
HSBC TRIPARTY	04/21/25	04/17/25	04/17/25	BUY	500,000,000	500,000,000	0	500,000,000	0
BANK OF AMERICA TRIPARTY	04/21/25	04/17/25	04/17/25	BUY	2,160,000,000	2,160,000,000	0	2,160,000,000	0
HSBC TRIPARTY	04/21/25	04/17/25	04/17/25	BUY	100,000,000	100,000,000	0	100,000,000	0
HSBC TRIPARTY	04/21/25	04/17/25	04/17/25	BUY	1,000,000,000	1,000,000,000	0	1,000,000,000	0
MIZUHO TRIPARTY	04/22/25	04/21/25	04/21/25	BUY	650,000,000	650,000,000	0	650,000,000	0

## TRADING ACTIVITY FOR APRIL 2025

Description	Maturity Date	Trade Date	Settle Date	event type	Par or Shares	Principal	Traded Interest	Settlement Amount	Realized Gain(Loss)
HSBC TRIPARTY	04/22/25	04/21/25	04/21/25	BUY	950,000,000	950,000,000	0	950,000,000	0
BANK OF AMERICA TRIPARTY	04/22/25	04/21/25	04/21/25	BUY	2,347,000,000	2,347,000,000	0	2,347,000,000	0
HSBC TRIPARTY	04/22/25	04/21/25	04/21/25	BUY	100,000,000	100,000,000	0	100,000,000	0
HSBC TRIPARTY	04/22/25	04/21/25	04/21/25	BUY	600,000,000	600,000,000	0	600,000,000	0
MIZUHO TRIPARTY	04/23/25	04/22/25	04/22/25	BUY	650,000,000	650,000,000	0	650,000,000	0
HSBC TRIPARTY	04/23/25	04/22/25	04/22/25	BUY	950,000,000	950,000,000	0	950,000,000	0
BANK OF AMERICA TRIPARTY	04/23/25	04/22/25	04/22/25	BUY	2,225,000,000	2,225,000,000	0	2,225,000,000	0
HSBC TRIPARTY	04/23/25	04/22/25	04/22/25	BUY	100,000,000	100,000,000	0	100,000,000	0
HSBC TRIPARTY	04/23/25	04/22/25	04/22/25	BUY	800,000,000	800,000,000	0	800,000,000	0
MIZUHO TRIPARTY	04/24/25	04/23/25	04/23/25	BUY	650,000,000	650,000,000	0	650,000,000	0
HSBC TRIPARTY	04/24/25	04/23/25	04/23/25	BUY	100,000,000	100,000,000	0	100,000,000	0
BANK OF AMERICA TRIPARTY	04/24/25	04/23/25	04/23/25	BUY	1,877,000,000	1,877,000,000	0	1,877,000,000	0
BANK OF NOVA SCOTIA TRIPARTY	04/24/25	04/23/25	04/23/25	BUY	1,000,000	1,000,000	0	1,000,000	0
HSBC TRIPARTY	04/24/25	04/23/25	04/23/25	BUY	600,000,000	600,000,000	0	600,000,000	0
HSBC TRIPARTY	04/24/25	04/23/25	04/23/25	BUY	650,000,000	650,000,000	0	650,000,000	0
MIZUHO TRIPARTY	04/25/25	04/24/25	04/24/25	BUY	650,000,000	650,000,000	0	650,000,000	0
HSBC TRIPARTY	04/25/25	04/24/25	04/24/25	BUY	600,000,000	600,000,000	0	600,000,000	0
BANK OF AMERICA TRIPARTY	04/25/25	04/24/25	04/24/25	BUY	199,000,000	199,000,000	0	199,000,000	0
BANK OF NOVA SCOTIA	04/25/25	04/24/25	04/24/25	BUY	150,000,000	150,000,000	0	150,000,000	0
HSBC TRIPARTY	04/25/25	04/24/25	04/24/25	BUY	800,000,000	800,000,000	0	800,000,000	0
HSBC TRIPARTY	04/25/25	04/24/25	04/24/25	BUY	100,000,000	100,000,000	0	100,000,000	0
MIZUHO TRIPARTY	04/28/25	04/25/25	04/25/25	BUY	650,000,000	650,000,000	0	650,000,000	0
HSBC TRIPARTY	04/28/25	04/25/25	04/25/25	BUY	100,000,000	100,000,000	0	100,000,000	0
BANK OF AMERICA TRIPARTY	04/28/25	04/25/25	04/25/25	BUY	2,285,000,000	2,285,000,000	0	2,285,000,000	0
BANK OF NOVA SCOTIA	04/28/25	04/25/25	04/25/25	BUY	600,000,000	600,000,000	0	600,000,000	0
HSBC TRIPARTY	04/28/25	04/25/25	04/25/25	BUY	800,000,000	800,000,000	0	800,000,000	0
HSBC TRIPARTY	04/28/25	04/25/25	04/25/25	BUY	850,000,000	850,000,000	0	850,000,000	0
MIZUHO TRIPARTY	04/29/25	04/28/25	04/28/25	BUY	650,000,000	650,000,000	0	650,000,000	0
HSBC TRIPARTY	04/29/25	04/28/25	04/28/25	BUY	100,000,000	100,000,000	0	100,000,000	0
BANK OF AMERICA TRIPARTY	04/29/25	04/28/25	04/28/25	BUY	2,251,000,000	2,251,000,000	0	2,251,000,000	0
BANK OF NOVA SCOTIA	04/29/25	04/28/25	04/28/25	BUY	700,000,000	700,000,000	0	700,000,000	0
HSBC TRIPARTY	04/29/25	04/28/25	04/28/25	BUY	600,000,000	600,000,000	0	600,000,000	0
HSBC TRIPARTY	04/29/25	04/28/25	04/28/25	BUY	900,000,000	900,000,000	0	900,000,000	0
MIZUHO TRIPARTY	04/30/25	04/29/25	04/29/25	BUY	650,000,000	650,000,000	0	650,000,000	0
HSBC TRIPARTY	04/30/25	04/29/25	04/29/25	BUY	600,000,000	600,000,000	0	600,000,000	0
BANK OF AMERICA TRIPARTY	04/30/25	04/29/25	04/29/25	BUY	2,155,000,000	2,155,000,000	0	2,155,000,000	0
BANK OF NOVA SCOTIA	04/30/25	04/29/25	04/29/25	BUY	700,000,000	700,000,000	0	700,000,000	0
HSBC TRIPARTY	04/30/25	04/29/25	04/29/25	BUY	900,000,000	900,000,000	0	900,000,000	0
HSBC TRIPARTY	04/30/25	04/29/25	04/29/25	BUY	100,000,000	100,000,000	0	100,000,000	0
MIZUHO TRIPARTY	05/01/25	04/30/25	04/30/25	BUY	650,000,000	650,000,000	0	650,000,000	0
HSBC TRIPARTY	05/01/25	04/30/25	04/30/25	BUY	500,000,000	500,000,000	0	500,000,000	0
BANK OF AMERICA TRIPARTY	05/01/25	04/30/25	04/30/25	BUY	1,798,000,000	1,798,000,000	0	1,798,000,000	0
BANK OF NOVA SCOTIA	05/01/25	04/30/25	04/30/25	BUY	700,000,000	700,000,000	0	700,000,000	0
HSBC TRIPARTY	05/01/25	04/30/25	04/30/25	BUY	400,000,000	400,000,000	0	400,000,000	0
HSBC TRIPARTY	05/01/25	04/30/25	04/30/25	BUY	100,000,000	100,000,000	0	100,000,000	0
					95,283,863,707	95,252,509,034	0	95,252,509,034	0
ANGLESEA FUNDING LLC	07/08/25	04/04/25	04/04/25	CA_CASH_CLOSE	141,000,000	141,000,000	448,458	141,448,458	0
JUPITER SECURITIZATION CO LLC	07/08/25	04/09/25	04/09/25	CA_CASH_CLOSE	75,000,000	75,000,000	9,729	75,009,729	0
OLD LINE FUNDING LLC	04/28/25	04/03/25	04/03/25	CA_CASH_CLOSE	100,000,000	100,000,000	77,556	100,077,556	0
					316,000,000	316,000,000	535,743	316,535,743	0
RABOBANK NEW YORK	04/08/25	04/01/25	04/01/25	DEPOSIT	870,000,000	870,000,000	0	870,000,000	0
MIZUHO BANK, LTD., CANADA BRANCH	04/02/25	04/01/25	04/01/25	DEPOSIT	1,100,000,000	1,100,000,000	0	1,100,000,000	0
NORDEA BANK ABP	04/02/25	04/01/25	04/01/25	DEPOSIT	800,000,000	800,000,000	0	800,000,000	0
DNB BANK ASA NEW YORK	04/02/25	04/01/25	04/01/25	DEPOSIT	600,000,000	600,000,000	0	600,000,000	0

## TRADING ACTIVITY FOR APRIL 2025

Description	Maturity Date	Trade Date	Settle Date	event type	Par or Shares	Principal	Traded Interest	Settlement Amount	Realized Gain(Loss)
AUSTRALIA AND NEW ZEALAND BANKING GROUP LTD.	04/09/25	04/02/25	04/02/25	DEPOSIT	1,560,000,000	1,560,000,000	0	1,560,000,000	0
RABOBANK NEW YORK	04/09/25	04/02/25	04/02/25	DEPOSIT	695,000,000	695,000,000	0	695,000,000	0
MIZUHO BANK, LTD., CANADA BRANCH	04/03/25	04/02/25	04/02/25	DEPOSIT	1,125,000,000	1,125,000,000	0	1,125,000,000	0
NORDEA BANK ABP	04/03/25	04/02/25	04/02/25	DEPOSIT	800,000,000	800,000,000	0	800,000,000	0
DNB BANK ASA NEW YORK	04/03/25	04/02/25	04/02/25	DEPOSIT	1,100,000,000	1,100,000,000	0	1,100,000,000	0
MIZUHO BANK, LTD., CANADA BRANCH	04/04/25	04/03/25	04/03/25	DEPOSIT	1,130,000,000	1,130,000,000	0	1,130,000,000	0
DNB BANK ASA NEW YORK	04/04/25	04/03/25	04/03/25	DEPOSIT	1,535,000,000	1,535,000,000	0	1,535,000,000	0
MIZUHO BANK, LTD., CANADA BRANCH	04/07/25	04/04/25	04/04/25	DEPOSIT	1,130,000,000	1,130,000,000	0	1,130,000,000	0
DNB BANK ASA NEW YORK	04/07/25	04/04/25	04/04/25	DEPOSIT	1,500,000,000	1,500,000,000	0	1,500,000,000	0
ABN AMRO BANK N.V.	04/14/25	04/07/25	04/07/25	DEPOSIT	1,550,000,000	1,550,000,000	0	1,550,000,000	0
MIZUHO BANK, LTD., CANADA BRANCH	04/08/25	04/07/25	04/07/25	DEPOSIT	1,130,000,000	1,130,000,000	0	1,130,000,000	0
DNB BANK ASA NEW YORK	04/08/25	04/07/25	04/07/25	DEPOSIT	1,530,000,000	1,530,000,000	0	1,530,000,000	0
NORDEA BANK ABP	04/08/25	04/07/25	04/07/25	DEPOSIT	790,000,000	790,000,000	0	790,000,000	0
CREDIT INDUSTRIEL ET COMMERCIAL, NEW YORK BRANCH	04/08/25	04/07/25	04/07/25	DEPOSIT	500,000,000	500,000,000	0	500,000,000	0
RABOBANK NEW YORK	04/15/25	04/08/25	04/08/25	DEPOSIT	860,000,000	860,000,000	0	860,000,000	0
MIZUHO BANK, LTD., CANADA BRANCH	04/09/25	04/08/25	04/08/25	DEPOSIT	970,000,000	970,000,000	0	970,000,000	0
DNB BANK ASA NEW YORK	04/09/25	04/08/25	04/08/25	DEPOSIT	650,000,000	650,000,000	0	650,000,000	0
AUSTRALIA AND NEW ZEALAND BANKING GROUP LTD.	04/16/25	04/09/25	04/09/25	DEPOSIT	1,550,000,000	1,550,000,000	0	1,550,000,000	0
RABOBANK NEW YORK	04/16/25	04/09/25	04/09/25	DEPOSIT	700,000,000	700,000,000	0	700,000,000	0
MIZUHO BANK, LTD., CANADA BRANCH	04/10/25	04/09/25	04/09/25	DEPOSIT	970,000,000	970,000,000	0	970,000,000	0
DNB BANK ASA NEW YORK	04/10/25	04/09/25	04/09/25	DEPOSIT	1,500,000,000	1,500,000,000	0	1,500,000,000	0
MIZUHO BANK, LTD., CANADA BRANCH	04/11/25	04/10/25	04/10/25	DEPOSIT	1,000,000,000	1,000,000,000	0	1,000,000,000	0
DNB BANK ASA NEW YORK	04/11/25	04/10/25	04/10/25	DEPOSIT	900,000,000	900,000,000	0	900,000,000	0
NORDEA BANK ABP	04/11/25	04/10/25	04/10/25	DEPOSIT	500,000,000	500,000,000	0	500,000,000	0
MIZUHO BANK, LTD., CANADA BRANCH	04/14/25	04/11/25	04/11/25	DEPOSIT	1,050,000,000	1,050,000,000	0	1,050,000,000	0
NORDEA BANK ABP	04/14/25	04/11/25	04/11/25	DEPOSIT	750,000,000	750,000,000	0	750,000,000	0
ABN AMRO BANK N.V.	04/21/25	04/14/25	04/14/25	DEPOSIT	1,540,000,000	1,540,000,000	0	1,540,000,000	0
RABOBANK NEW YORK	04/22/25	04/15/25	04/15/25	DEPOSIT	830,000,000	830,000,000	0	830,000,000	0
AUSTRALIA AND NEW ZEALAND BANKING GROUP LTD.	04/23/25	04/16/25	04/16/25	DEPOSIT	1,525,000,000	1,525,000,000	0	1,525,000,000	0
RABOBANK NEW YORK	04/23/25	04/16/25	04/16/25	DEPOSIT	700,000,000	700,000,000	0	700,000,000	0
MIZUHO BANK, LTD., CANADA BRANCH	04/17/25	04/16/25	04/16/25	DEPOSIT	500,000,000	500,000,000	0	500,000,000	0
MIZUHO BANK, LTD., CANADA BRANCH	04/21/25	04/17/25	04/17/25	DEPOSIT	1,000,000,000	1,000,000,000	0	1,000,000,000	0
ABN AMRO BANK N.V.	04/28/25	04/21/25	04/21/25	DEPOSIT	1,500,000,000	1,500,000,000	0	1,500,000,000	0
MIZUHO BANK, LTD., CANADA BRANCH	04/22/25	04/21/25	04/21/25	DEPOSIT	1,000,000,000	1,000,000,000	0	1,000,000,000	0
RABOBANK NEW YORK	04/29/25	04/22/25	04/22/25	DEPOSIT	830,000,000	830,000,000	0	830,000,000	0
MIZUHO BANK, LTD., CANADA BRANCH	04/23/25	04/22/25	04/22/25	DEPOSIT	1,000,000,000	1,000,000,000	0	1,000,000,000	0
AUSTRALIA AND NEW ZEALAND BANKING GROUP LTD.	04/30/25	04/23/25	04/23/25	DEPOSIT	1,525,000,000	1,525,000,000	0	1,525,000,000	0
RABOBANK NEW YORK	04/30/25	04/23/25	04/23/25	DEPOSIT	700,000,000	700,000,000	0	700,000,000	0
MIZUHO BANK, LTD., CANADA BRANCH	04/24/25	04/23/25	04/23/25	DEPOSIT	1,040,000,000	1,040,000,000	0	1,040,000,000	0
NORDEA BANK ABP	04/24/25	04/23/25	04/23/25	DEPOSIT	700,000,000	700,000,000	0	700,000,000	0
MIZUHO BANK, LTD., CANADA BRANCH	04/25/25	04/24/25	04/24/25	DEPOSIT	1,000,000,000	1,000,000,000	0	1,000,000,000	0
NORDEA BANK ABP	04/25/25	04/24/25	04/24/25	DEPOSIT	1,000,000,000	1,000,000,000	0	1,000,000,000	0
DNB BANK ASA NEW YORK	04/25/25	04/24/25	04/24/25	DEPOSIT	1,000,000,000	1,000,000,000	0	1,000,000,000	0
ABN AMRO BANK N.V.	05/05/25	04/28/25	04/28/25	DEPOSIT	1,525,000,000	1,525,000,000	0	1,525,000,000	0
RABOBANK NEW YORK	05/06/25	04/29/25	04/29/25	DEPOSIT	840,000,000	840,000,000	0	840,000,000	0
RABOBANK NEW YORK	05/07/25	04/30/25	04/30/25	DEPOSIT	700,000,000	700,000,000	0	700,000,000	0
AUSTRALIA AND NEW ZEALAND BANKING GROUP LTD.	05/07/25	04/30/25	04/30/25	DEPOSIT	1,525,000,000	1,525,000,000	0	1,525,000,000	0
MIZUHO BANK, LTD., CANADA BRANCH	05/01/25	04/30/25	04/30/25	DEPOSIT	1,050,000,000	1,050,000,000	0	1,050,000,000	0
					53,875,000,000	53,875,000,000	0	53,875,000,000	0
ALBION CAPITAL LLC CPABS4	04/16/25	04/16/25	04/16/25	MATURITY	25,000,000	25,000,000	0	25,000,000	0
ALBION CAPITAL LLC CPABS4	04/28/25	04/28/25	04/28/25	MATURITY	39,000,000	39,000,000	0	39,000,000	0
ANGLESEA FUNDING LLC CPABS4	04/01/25	04/01/25	04/01/25	MATURITY	120,000,000	120,000,000	0	120,000,000	0
ANGLESEA FUNDING LLC CPABS4	04/04/25	04/04/25	04/04/25	MATURITY	100,000,000	100,000,000	0	100,000,000	0

## TRADING ACTIVITY FOR APRIL 2025

Description	Maturity Date	Trade Date	Settle Date	event type	Par or Shares	Principal	Traded Interest	Settlement Amount	Realized Gain(Loss)
ANGLESEA FUNDING LLC PABS4	04/08/25	04/08/25	04/08/25	MATURITY	262,000,000	262,000,000	0	262,000,000	0
ANGLESEA FUNDING LLC PABS4	04/11/25	04/11/25	04/11/25	MATURITY	193,000,000	193,000,000	0	193,000,000	0
ANGLESEA FUNDING LLC PABS4	04/15/25	04/15/25	04/15/25	MATURITY	105,000,000	105,000,000	0	105,000,000	0
ANGLESEA FUNDING LLC PABS4	04/16/25	04/16/25	04/16/25	MATURITY	251,000,000	251,000,000	0	251,000,000	0
ANGLESEA FUNDING LLC PABS4	04/23/25	04/23/25	04/23/25	MATURITY	201,000,000	201,000,000	0	201,000,000	0
ANGLESEA FUNDING LLC PABS4	04/30/25	04/30/25	04/30/25	MATURITY	205,000,000	205,000,000	0	205,000,000	0
ANTALIS S,A, CPABS4CPABS4	04/22/25	04/22/25	04/22/25	MATURITY	156,000,000	156,000,000	0	156,000,000	0
ANTALIS S,A, CPABS4CPABS4	04/24/25	04/24/25	04/24/25	MATURITY	42,720,000	42,720,000	0	42,720,000	0
ANTALIS S,A, CPABS4CPABS4	04/29/25	04/29/25	04/29/25	MATURITY	75,000,000	75,000,000	0	75,000,000	0
ASCENSION HEALTH ALCP	04/22/25	04/22/25	04/22/25	MATURITY	32,203,000	32,203,000	0	32,203,000	0
ATLANTIC ASSET SECUCPABS4	04/22/25	04/22/25	04/22/25	MATURITY	50,000,000	50,000,000	0	50,000,000	0
ATLANTIC ASSET SECUCPABS4	04/23/25	04/23/25	04/23/25	MATURITY	100,000,000	100,000,000	0	100,000,000	0
BOFA SECURITIES, INCP4-2	04/02/25	04/02/25	04/02/25	MATURITY	100,000,000	100,000,000	0	100,000,000	0
BOFA SECURITIES, INCP4-2	04/04/25	04/04/25	04/04/25	MATURITY	15,000,000	15,000,000	0	15,000,000	0
BARTON CAPITAL S,A,CPABS4	04/15/25	04/15/25	04/15/25	MATURITY	89,000,000	89,000,000	0	89,000,000	0
BARTON CAPITAL S,A,CPABS4	04/23/25	04/23/25	04/23/25	MATURITY	115,000,000	115,000,000	0	115,000,000	0
BEDFORD ROW FUNDINGCPABS4	04/01/25	04/01/25	04/01/25	MATURITY	200,000,000	200,000,000	0	200,000,000	0
BENNINGTON STARK CACPABS4	04/04/25	04/04/25	04/04/25	MATURITY	115,000,000	115,000,000	0	115,000,000	0
BENNINGTON STARK CACPABS4	04/11/25	04/11/25	04/11/25	MATURITY	100,000,000	100,000,000	0	100,000,000	0
BENNINGTON STARK CACPABS4	04/17/25	04/17/25	04/17/25	MATURITY	75,000,000	75,000,000	0	75,000,000	0
BENNINGTON STARK CACPABS4	04/24/25	04/24/25	04/24/25	MATURITY	170,000,000	170,000,000	0	170,000,000	0
BENNINGTON STARK CACPABS4	04/25/25	04/25/25	04/25/25	MATURITY	30,000,000	30,000,000	0	30,000,000	0
CANADIAN IMPERIAL BCDYAN	04/10/25	04/10/25	04/10/25	MATURITY	150,000,000	150,000,000	0	150,000,000	0
CANADIAN IMPERIAL BCDYAN	04/17/25	04/17/25	04/17/25	MATURITY	15,000,000	15,000,000	0	15,000,000	0
CHARIOT FUNDING LLC PABS4	04/16/25	04/16/25	04/16/25	MATURITY	123,461,000	123,461,000	0	123,461,000	0
CHESHAM FINANCE LLC PABS4	04/01/25	04/01/25	04/01/25	MATURITY	150,000,000	150,000,000	0	150,000,000	0
CHESHAM FINANCE LLC PABS4	04/08/25	04/08/25	04/08/25	MATURITY	150,000,000	150,000,000	0	150,000,000	0
CHESHAM FINANCE LLC PABS4	04/15/25	04/15/25	04/15/25	MATURITY	150,000,000	150,000,000	0	150,000,000	0
CHESHAM FINANCE LLC PABS4	04/22/25	04/22/25	04/22/25	MATURITY	150,000,000	150,000,000	0	150,000,000	0
CHESHAM FINANCE LLC PABS4	04/29/25	04/29/25	04/29/25	MATURITY	150,000,000	150,000,000	0	150,000,000	0
CHESHAM FINANCE LLC PABS4	04/01/25	04/01/25	04/01/25	MATURITY	210,000,000	210,000,000	0	210,000,000	0
CHESHAM FINANCE LLC PABS4	04/08/25	04/08/25	04/08/25	MATURITY	210,000,000	210,000,000	0	210,000,000	0
CHESHAM FINANCE LLC PABS4	04/15/25	04/15/25	04/15/25	MATURITY	210,000,000	210,000,000	0	210,000,000	0
CHESHAM FINANCE LLC PABS4	04/22/25	04/22/25	04/22/25	MATURITY	205,000,000	205,000,000	0	205,000,000	0
CHESHAM FINANCE LLC PABS4	04/29/25	04/29/25	04/29/25	MATURITY	195,000,000	195,000,000	0	195,000,000	0
DNB BANK ASA CP4-2CP4-2	04/10/25	04/10/25	04/10/25	MATURITY	25,000,000	25,000,000	0	25,000,000	0
SUMITOMO MITSUI TRUECD	04/08/25	04/08/25	04/08/25	MATURITY	250,000,000	250,000,000	0	250,000,000	0
SUMITOMO MITSUI TRUECD	04/14/25	04/14/25	04/14/25	MATURITY	25,000,000	25,000,000	0	25,000,000	0
FALCON ASSET FUNDINGCPABS4	04/14/25	04/14/25	04/14/25	MATURITY	251,444,000	251,444,000	0	251,444,000	0
FALCON ASSET FUNDINGCPABS4	04/21/25	04/21/25	04/21/25	MATURITY	45,000,000	45,000,000	0	45,000,000	0
GOTHAM FUNDING CORP PABS4	04/08/25	04/08/25	04/08/25	MATURITY	130,000,000	130,000,000	0	130,000,000	0
GREAT BEAR FUNDING CPABS4	04/10/25	04/10/25	04/10/25	MATURITY	46,000,000	46,000,000	0	46,000,000	0
GTA FUNDING LLC CPACPABS4	04/14/25	04/14/25	04/14/25	MATURITY	120,000,000	120,000,000	0	120,000,000	0
LA FAYETTE ASSET SECPABS4	04/15/25	04/15/25	04/15/25	MATURITY	50,000,000	50,000,000	0	50,000,000	0
LA FAYETTE ASSET SECPABS4	04/21/25	04/21/25	04/21/25	MATURITY	30,000,000	30,000,000	0	30,000,000	0
LION BAY FUNDING LLC PABS4	04/01/25	04/01/25	04/01/25	MATURITY	50,000,000	50,000,000	0	50,000,000	0
LMA-AMERICAS LLC CPCPABS4	04/04/25	04/04/25	04/04/25	MATURITY	51,100,000	51,100,000	0	51,100,000	0
LMA-AMERICAS LLC CPCPABS4	04/08/25	04/08/25	04/08/25	MATURITY	78,000,000	78,000,000	0	78,000,000	0
LMA-AMERICAS LLC CPCPABS4	04/09/25	04/09/25	04/09/25	MATURITY	25,000,000	25,000,000	0	25,000,000	0
LMA-AMERICAS LLC CPCPABS4	04/10/25	04/10/25	04/10/25	MATURITY	51,150,000	51,150,000	0	51,150,000	0
LMA-AMERICAS LLC CPCPABS4	04/11/25	04/11/25	04/11/25	MATURITY	51,100,000	51,100,000	0	51,100,000	0
LMA-AMERICAS LLC CPCPABS4	04/14/25	04/14/25	04/14/25	MATURITY	50,000,000	50,000,000	0	50,000,000	0
LMA-AMERICAS LLC CPCPABS4	04/22/25	04/22/25	04/22/25	MATURITY	30,350,000	30,350,000	0	30,350,000	0
LONGSHIP FUNDING LLC PABS4	04/15/25	04/15/25	04/15/25	MATURITY	100,000,000	100,000,000	0	100,000,000	0
LONGSHIP FUNDING LLC PABS4	04/16/25	04/16/25	04/16/25	MATURITY	150,000,000	150,000,000	0	150,000,000	0
MANHATTAN ASSET FUNCPABS4	04/14/25	04/14/25	04/14/25	MATURITY	30,000,000	30,000,000	0	30,000,000	0
MATCHPOINT FINANCE CPABS4	04/01/25	04/01/25	04/01/25	MATURITY	99,000,000	99,000,000	0	99,000,000	0
MATCHPOINT FINANCE CPABS4	04/02/25	04/02/25	04/02/25	MATURITY	97,000,000	97,000,000	0	97,000,000	0
MATCHPOINT FINANCE CPABS4	04/03/25	04/03/25	04/03/25	MATURITY	116,000,000	116,000,000	0	116,000,000	0

## TRADING ACTIVITY FOR APRIL 2025

Description	Maturity Date	Trade Date	Settle Date	event type	Par or Shares	Principal	Traded Interest	Settlement Amount	Realized Gain(Loss)
MATCHPOINT FINANCE CPABS4	04/04/25	04/04/25	04/04/25	MATURITY	155,000,000	155,000,000	0	155,000,000	0
MATCHPOINT FINANCE CPABS4	04/07/25	04/07/25	04/07/25	MATURITY	175,000,000	175,000,000	0	175,000,000	0
MATCHPOINT FINANCE CPABS4	04/08/25	04/08/25	04/08/25	MATURITY	225,000,000	225,000,000	0	225,000,000	0
MATCHPOINT FINANCE CPABS4	04/09/25	04/09/25	04/09/25	MATURITY	200,000,000	200,000,000	0	200,000,000	0
MATCHPOINT FINANCE CPABS4	04/10/25	04/10/25	04/10/25	MATURITY	150,000,000	150,000,000	0	150,000,000	0
MATCHPOINT FINANCE CPABS4	04/14/25	04/14/25	04/14/25	MATURITY	250,000,000	250,000,000	0	250,000,000	0
MATCHPOINT FINANCE CPABS4	04/15/25	04/15/25	04/15/25	MATURITY	25,000,000	25,000,000	0	25,000,000	0
MATCHPOINT FINANCE CPABS4	04/17/25	04/17/25	04/17/25	MATURITY	125,000,000	125,000,000	0	125,000,000	0
MATCHPOINT FINANCE CPABS4	04/23/25	04/23/25	04/23/25	MATURITY	40,000,000	40,000,000	0	40,000,000	0
MATCHPOINT FINANCE CPABS4	04/24/25	04/24/25	04/24/25	MATURITY	147,000,000	147,000,000	0	147,000,000	0
MATCHPOINT FINANCE CPABS4	04/25/25	04/25/25	04/25/25	MATURITY	160,000,000	160,000,000	0	160,000,000	0
MATCHPOINT FINANCE CPABS4	04/28/25	04/28/25	04/28/25	MATURITY	190,000,000	190,000,000	0	190,000,000	0
MIZUHO BANK LTD, CPCP4-2	04/10/25	04/10/25	04/10/25	MATURITY	100,000,000	100,000,000	0	100,000,000	0
NRW,BANK CP4-2CPC4-2	04/25/25	04/25/25	04/25/25	MATURITY	200,000,000	200,000,000	0	200,000,000	0
PODIUM FUNDING TRUSCPABS3	04/09/25	04/09/25	04/09/25	MATURITY	100,000,000	100,000,000	0	100,000,000	0
RIDGEFIELD FUNDING CPABS4	04/14/25	04/14/25	04/14/25	MATURITY	67,922,000	67,922,000	0	67,922,000	0
RIDGEFIELD FUNDING CPABS4	04/15/25	04/15/25	04/15/25	MATURITY	350,000,000	350,000,000	0	350,000,000	0
RIDGEFIELD FUNDING CPABS4	04/16/25	04/16/25	04/16/25	MATURITY	281,915,000	281,915,000	0	281,915,000	0
RIDGEFIELD FUNDING CPABS4	04/17/25	04/17/25	04/17/25	MATURITY	176,944,000	176,944,000	0	176,944,000	0
SOCIETE GENERALE, PCP4-2	04/02/25	04/02/25	04/02/25	MATURITY	445,000,000	445,000,000	0	445,000,000	0
STARBIRD FUNDING COCPABS4	04/04/25	04/04/25	04/04/25	MATURITY	150,000,000	150,000,000	0	150,000,000	0
STARBIRD FUNDING COCPABS4	04/07/25	04/07/25	04/07/25	MATURITY	250,000,000	250,000,000	0	250,000,000	0
STARBIRD FUNDING COCPABS4	04/08/25	04/08/25	04/08/25	MATURITY	125,000,000	125,000,000	0	125,000,000	0
STARBIRD FUNDING COCPABS4	04/09/25	04/09/25	04/09/25	MATURITY	225,000,000	225,000,000	0	225,000,000	0
STARBIRD FUNDING COCPABS4	04/11/25	04/11/25	04/11/25	MATURITY	250,000,000	250,000,000	0	250,000,000	0
STARBIRD FUNDING COCPABS4	04/14/25	04/14/25	04/14/25	MATURITY	150,000,000	150,000,000	0	150,000,000	0
STARBIRD FUNDING COCPABS4	04/15/25	04/15/25	04/15/25	MATURITY	250,000,000	250,000,000	0	250,000,000	0
STARBIRD FUNDING COCPABS4	04/16/25	04/16/25	04/16/25	MATURITY	200,000,000	200,000,000	0	200,000,000	0
STARBIRD FUNDING COCPABS4	04/21/25	04/21/25	04/21/25	MATURITY	202,500,000	202,500,000	0	202,500,000	0
STARBIRD FUNDING COCPABS4	04/28/25	04/28/25	04/28/25	MATURITY	5,000,000	5,000,000	0	5,000,000	0
STARBIRD FUNDING COCPABS4	04/29/25	04/29/25	04/29/25	MATURITY	165,000,000	165,000,000	0	165,000,000	0
STARBIRD FUNDING COCPABS4	04/30/25	04/30/25	04/30/25	MATURITY	230,000,000	230,000,000	0	230,000,000	0
SUMITOMO MITSUI TRUCDYAN	04/17/25	04/17/25	04/17/25	MATURITY	150,000,000	150,000,000	0	150,000,000	0
SUMITOMO MITSUI TRUCDYAN	04/30/25	04/30/25	04/30/25	MATURITY	200,000,000	200,000,000	0	200,000,000	0
SVENSKA HANDELSBANKCP4-2	04/02/25	04/02/25	04/02/25	MATURITY	50,000,000	50,000,000	0	50,000,000	0
TORONTO DOMINION BACP4-2	04/02/25	04/02/25	04/02/25	MATURITY	100,000,000	100,000,000	0	100,000,000	0
TOYOTA MOTOR CREDITCP	04/24/25	04/24/25	04/24/25	MATURITY	100,000,000	100,000,000	0	100,000,000	0
TOYOTA MOTOR CREDIT CORP	04/14/25	04/14/25	04/14/25	MATURITY	110,000,000	110,000,000	0	110,000,000	0
TRUIST BANK CDCD	04/09/25	04/09/25	04/09/25	MATURITY	300,000,000	300,000,000	0	300,000,000	0
UNITEDHEALTH GROUPCP4-2	04/01/25	04/01/25	04/01/25	MATURITY	150,000,000	150,000,000	0	150,000,000	0
UNITEDHEALTH GROUPCP4-2	04/04/25	04/04/25	04/04/25	MATURITY	15,000,000	15,000,000	0	15,000,000	0
UNITEDHEALTH GROUPCP4-2	04/07/25	04/07/25	04/07/25	MATURITY	25,000,000	25,000,000	0	25,000,000	0
UNITEDHEALTH GROUPCP4-2	04/08/25	04/08/25	04/08/25	MATURITY	126,000,000	126,000,000	0	126,000,000	0
UNITEDHEALTH GROUPCP4-2	04/09/25	04/09/25	04/09/25	MATURITY	150,000,000	150,000,000	0	150,000,000	0
UNITEDHEALTH GROUPCP4-2	04/21/25	04/21/25	04/21/25	MATURITY	11,000,000	11,000,000	0	11,000,000	0
UNITEDHEALTH GROUPCP4-2	04/22/25	04/22/25	04/22/25	MATURITY	300,000,000	300,000,000	0	300,000,000	0
UNITEDHEALTH GROUPCP4-2	04/28/25	04/28/25	04/28/25	MATURITY	316,000,000	316,000,000	0	316,000,000	0
UNITEDHEALTH GROUPCP4-2	04/29/25	04/29/25	04/29/25	MATURITY	200,000,000	200,000,000	0	200,000,000	0
VICTORY RECEIVABLESCPABS4	04/02/25	04/02/25	04/02/25	MATURITY	224,500,000	224,500,000	0	224,500,000	0
VICTORY RECEIVABLESCPABS4	04/03/25	04/03/25	04/03/25	MATURITY	97,000,000	97,000,000	0	97,000,000	0
VICTORY RECEIVABLESCPABS4	04/11/25	04/11/25	04/11/25	MATURITY	185,000,000	185,000,000	0	185,000,000	0
VICTORY RECEIVABLESCPABS4	04/21/25	04/21/25	04/21/25	MATURITY	74,691,000	74,691,000	0	74,691,000	0
MIZUHO TRIPARTY	04/01/25	04/01/25	04/01/25	MATURITY	500,000,000	500,000,000	0	500,000,000	0
HSBC TRIPARTY	04/01/25	04/01/25	04/01/25	MATURITY	100,000,000	100,000,000	0	100,000,000	0
BANK OF AMERICA TRIPARTY	04/01/25	04/01/25	04/01/25	MATURITY	1,399,000,000	1,399,000,000	0	1,399,000,000	0
MIZUHO TRIPARTY	04/02/25	04/02/25	04/02/25	MATURITY	500,000,000	500,000,000	0	500,000,000	0
HSBC TRIPARTY	04/02/25	04/02/25	04/02/25	MATURITY	100,000,000	100,000,000	0	100,000,000	0

## TRADING ACTIVITY FOR APRIL 2025

Description	Maturity Date	Trade Date	Settle Date	event type	Par or Shares	Principal	Traded Interest	Settlement Amount	Realized Gain(Loss)
BANK OF AMERICA TRIPARTY	04/02/25	04/02/25	04/02/25	MATURITY	1,844,000,000	1,844,000,000	0	1,844,000,000	0
MIZUHO TRIPARTY	04/03/25	04/03/25	04/03/25	MATURITY	500,000,000	500,000,000	0	500,000,000	0
HSBC TRIPARTY	04/03/25	04/03/25	04/03/25	MATURITY	100,000,000	100,000,000	0	100,000,000	0
BANK OF AMERICA TRIPARTY	04/03/25	04/03/25	04/03/25	MATURITY	1,858,000,000	1,858,000,000	0	1,858,000,000	0
MIZUHO TRIPARTY	04/04/25	04/04/25	04/04/25	MATURITY	500,000,000	500,000,000	0	500,000,000	0
HSBC TRIPARTY	04/04/25	04/04/25	04/04/25	MATURITY	100,000,000	100,000,000	0	100,000,000	0
BANK OF AMERICA TRIPARTY	04/04/25	04/04/25	04/04/25	MATURITY	2,054,000,000	2,054,000,000	0	2,054,000,000	0
MIZUHO TRIPARTY	04/07/25	04/07/25	04/07/25	MATURITY	500,000,000	500,000,000	0	500,000,000	0
HSBC TRIPARTY	04/07/25	04/07/25	04/07/25	MATURITY	100,000,000	100,000,000	0	100,000,000	0
BANK OF AMERICA TRIPARTY	04/07/25	04/07/25	04/07/25	MATURITY	2,144,000,000	2,144,000,000	0	2,144,000,000	0
MIZUHO TRIPARTY	04/08/25	04/08/25	04/08/25	MATURITY	500,000,000	500,000,000	0	500,000,000	0
HSBC TRIPARTY	04/08/25	04/08/25	04/08/25	MATURITY	100,000,000	100,000,000	0	100,000,000	0
BANK OF AMERICA TRIPARTY	04/08/25	04/08/25	04/08/25	MATURITY	562,000,000	562,000,000	0	562,000,000	0
MIZUHO TRIPARTY	04/09/25	04/09/25	04/09/25	MATURITY	500,000,000	500,000,000	0	500,000,000	0
HSBC TRIPARTY	04/09/25	04/09/25	04/09/25	MATURITY	500,000,000	500,000,000	0	500,000,000	0
BANK OF AMERICA TRIPARTY	04/09/25	04/09/25	04/09/25	MATURITY	2,004,000,000	2,004,000,000	0	2,004,000,000	0
HSBC TRIPARTY	04/09/25	04/09/25	04/09/25	MATURITY	100,000,000	100,000,000	0	100,000,000	0
HSBC TRIPARTY	04/09/25	04/09/25	04/09/25	MATURITY	600,000,000	600,000,000	0	600,000,000	0
MIZUHO TRIPARTY	04/10/25	04/10/25	04/10/25	MATURITY	500,000,000	500,000,000	0	500,000,000	0
HSBC TRIPARTY	04/10/25	04/10/25	04/10/25	MATURITY	100,000,000	100,000,000	0	100,000,000	0
BANK OF AMERICA TRIPARTY	04/10/25	04/10/25	04/10/25	MATURITY	2,063,000,000	2,063,000,000	0	2,063,000,000	0
HSBC TRIPARTY	04/10/25	04/10/25	04/10/25	MATURITY	600,000,000	600,000,000	0	600,000,000	0
MIZUHO TRIPARTY	04/11/25	04/11/25	04/11/25	MATURITY	500,000,000	500,000,000	0	500,000,000	0
HSBC TRIPARTY	04/11/25	04/11/25	04/11/25	MATURITY	100,000,000	100,000,000	0	100,000,000	0
BANK OF AMERICA TRIPARTY	04/11/25	04/11/25	04/11/25	MATURITY	1,825,000,000	1,825,000,000	0	1,825,000,000	0
HSBC TRIPARTY	04/11/25	04/11/25	04/11/25	MATURITY	600,000,000	600,000,000	0	600,000,000	0
MIZUHO TRIPARTY	04/14/25	04/14/25	04/14/25	MATURITY	500,000,000	500,000,000	0	500,000,000	0
HSBC TRIPARTY	04/14/25	04/14/25	04/14/25	MATURITY	100,000,000	100,000,000	0	100,000,000	0
BANK OF AMERICA TRIPARTY	04/14/25	04/14/25	04/14/25	MATURITY	1,981,000,000	1,981,000,000	0	1,981,000,000	0
HSBC TRIPARTY	04/14/25	04/14/25	04/14/25	MATURITY	600,000,000	600,000,000	0	600,000,000	0
MIZUHO TRIPARTY	04/15/25	04/15/25	04/15/25	MATURITY	650,000,000	650,000,000	0	650,000,000	0
HSBC TRIPARTY	04/15/25	04/15/25	04/15/25	MATURITY	950,000,000	950,000,000	0	950,000,000	0
BANK OF AMERICA TRIPARTY	04/15/25	04/15/25	04/15/25	MATURITY	2,072,000,000	2,072,000,000	0	2,072,000,000	0
HSBC TRIPARTY	04/15/25	04/15/25	04/15/25	MATURITY	100,000,000	100,000,000	0	100,000,000	0
HSBC TRIPARTY	04/15/25	04/15/25	04/15/25	MATURITY	1,100,000,000	1,100,000,000	0	1,100,000,000	0
MIZUHO TRIPARTY	04/16/25	04/16/25	04/16/25	MATURITY	650,000,000	650,000,000	0	650,000,000	0
HSBC TRIPARTY	04/16/25	04/16/25	04/16/25	MATURITY	950,000,000	950,000,000	0	950,000,000	0
BANK OF AMERICA TRIPARTY	04/16/25	04/16/25	04/16/25	MATURITY	2,426,000,000	2,426,000,000	0	2,426,000,000	0
HSBC TRIPARTY	04/16/25	04/16/25	04/16/25	MATURITY	100,000,000	100,000,000	0	100,000,000	0
HSBC TRIPARTY	04/16/25	04/16/25	04/16/25	MATURITY	1,100,000,000	1,100,000,000	0	1,100,000,000	0
MIZUHO TRIPARTY	04/17/25	04/17/25	04/17/25	MATURITY	650,000,000	650,000,000	0	650,000,000	0
HSBC TRIPARTY	04/17/25	04/17/25	04/17/25	MATURITY	950,000,000	950,000,000	0	950,000,000	0
BANK OF AMERICA TRIPARTY	04/17/25	04/17/25	04/17/25	MATURITY	2,204,000,000	2,204,000,000	0	2,204,000,000	0
HSBC TRIPARTY	04/17/25	04/17/25	04/17/25	MATURITY	100,000,000	100,000,000	0	100,000,000	0
HSBC TRIPARTY	04/17/25	04/17/25	04/17/25	MATURITY	1,100,000,000	1,100,000,000	0	1,100,000,000	0
MIZUHO TRIPARTY	04/21/25	04/21/25	04/21/25	MATURITY	650,000,000	650,000,000	0	650,000,000	0
HSBC TRIPARTY	04/21/25	04/21/25	04/21/25	MATURITY	500,000,000	500,000,000	0	500,000,000	0
BANK OF AMERICA TRIPARTY	04/21/25	04/21/25	04/21/25	MATURITY	2,160,000,000	2,160,000,000	0	2,160,000,000	0
HSBC TRIPARTY	04/21/25	04/21/25	04/21/25	MATURITY	100,000,000	100,000,000	0	100,000,000	0
HSBC TRIPARTY	04/21/25	04/21/25	04/21/25	MATURITY	1,000,000,000	1,000,000,000	0	1,000,000,000	0
MIZUHO TRIPARTY	04/22/25	04/22/25	04/22/25	MATURITY	650,000,000	650,000,000	0	650,000,000	0
HSBC TRIPARTY	04/22/25	04/22/25	04/22/25	MATURITY	950,000,000	950,000,000	0	950,000,000	0
BANK OF AMERICA TRIPARTY	04/22/25	04/22/25	04/22/25	MATURITY	2,347,000,000	2,347,000,000	0	2,347,000,000	0
HSBC TRIPARTY	04/22/25	04/22/25	04/22/25	MATURITY	100,000,000	100,000,000	0	100,000,000	0
HSBC TRIPARTY	04/22/25	04/22/25	04/22/25	MATURITY	600,000,000	600,000,000	0	600,000,000	0
MIZUHO TRIPARTY	04/23/25	04/23/25	04/23/25	MATURITY	650,000,000	650,000,000	0	650,000,000	0
HSBC TRIPARTY	04/23/25	04/23/25	04/23/25	MATURITY	950,000,000	950,000,000	0	950,000,000	0
BANK OF AMERICA TRIPARTY	04/23/25	04/23/25	04/23/25	MATURITY	2,225,000,000	2,225,000,000	0	2,225,000,000	0

## TRADING ACTIVITY FOR APRIL 2025

Description	Maturity Date	Trade Date	Settle Date	event type	Par or Shares	Principal	Traded Interest	Settlement Amount	Realized Gain(Loss)
HSBC TRIPARTY	04/23/25	04/23/25	04/23/25	MATURITY	100,000,000	100,000,000	0	100,000,000	0
HSBC TRIPARTY	04/23/25	04/23/25	04/23/25	MATURITY	800,000,000	800,000,000	0	800,000,000	0
MIZUHO TRIPARTY	04/24/25	04/24/25	04/24/25	MATURITY	650,000,000	650,000,000	0	650,000,000	0
HSBC TRIPARTY	04/24/25	04/24/25	04/24/25	MATURITY	100,000,000	100,000,000	0	100,000,000	0
BANK OF AMERICA TRIPARTY	04/24/25	04/24/25	04/24/25	MATURITY	1,877,000,000	1,877,000,000	0	1,877,000,000	0
BANK OF NOVA SCOTIA TRIPARTY	04/24/25	04/24/25	04/24/25	MATURITY	1,000,000	1,000,000	0	1,000,000	0
HSBC TRIPARTY	04/24/25	04/24/25	04/24/25	MATURITY	600,000,000	600,000,000	0	600,000,000	0
HSBC TRIPARTY	04/24/25	04/24/25	04/24/25	MATURITY	650,000,000	650,000,000	0	650,000,000	0
MIZUHO TRIPARTY	04/25/25	04/25/25	04/25/25	MATURITY	650,000,000	650,000,000	0	650,000,000	0
HSBC TRIPARTY	04/25/25	04/25/25	04/25/25	MATURITY	600,000,000	600,000,000	0	600,000,000	0
BANK OF AMERICA TRIPARTY	04/25/25	04/25/25	04/25/25	MATURITY	199,000,000	199,000,000	0	199,000,000	0
BANK OF NOVA SCOTIA	04/25/25	04/25/25	04/25/25	MATURITY	150,000,000	150,000,000	0	150,000,000	0
HSBC TRIPARTY	04/25/25	04/25/25	04/25/25	MATURITY	800,000,000	800,000,000	0	800,000,000	0
HSBC TRIPARTY	04/25/25	04/25/25	04/25/25	MATURITY	100,000,000	100,000,000	0	100,000,000	0
MIZUHO TRIPARTY	04/28/25	04/28/25	04/28/25	MATURITY	650,000,000	650,000,000	0	650,000,000	0
HSBC TRIPARTY	04/28/25	04/28/25	04/28/25	MATURITY	100,000,000	100,000,000	0	100,000,000	0
BANK OF AMERICA TRIPARTY	04/28/25	04/28/25	04/28/25	MATURITY	2,285,000,000	2,285,000,000	0	2,285,000,000	0
BANK OF NOVA SCOTIA	04/28/25	04/28/25	04/28/25	MATURITY	600,000,000	600,000,000	0	600,000,000	0
HSBC TRIPARTY	04/28/25	04/28/25	04/28/25	MATURITY	800,000,000	800,000,000	0	800,000,000	0
HSBC TRIPARTY	04/28/25	04/28/25	04/28/25	MATURITY	850,000,000	850,000,000	0	850,000,000	0
MIZUHO TRIPARTY	04/29/25	04/29/25	04/29/25	MATURITY	650,000,000	650,000,000	0	650,000,000	0
HSBC TRIPARTY	04/29/25	04/29/25	04/29/25	MATURITY	100,000,000	100,000,000	0	100,000,000	0
BANK OF AMERICA TRIPARTY	04/29/25	04/29/25	04/29/25	MATURITY	2,251,000,000	2,251,000,000	0	2,251,000,000	0
BANK OF NOVA SCOTIA	04/29/25	04/29/25	04/29/25	MATURITY	700,000,000	700,000,000	0	700,000,000	0
HSBC TRIPARTY	04/29/25	04/29/25	04/29/25	MATURITY	600,000,000	600,000,000	0	600,000,000	0
HSBC TRIPARTY	04/29/25	04/29/25	04/29/25	MATURITY	900,000,000	900,000,000	0	900,000,000	0
MIZUHO TRIPARTY	04/30/25	04/30/25	04/30/25	MATURITY	650,000,000	650,000,000	0	650,000,000	0
HSBC TRIPARTY	04/30/25	04/30/25	04/30/25	MATURITY	600,000,000	600,000,000	0	600,000,000	0
BANK OF AMERICA TRIPARTY	04/30/25	04/30/25	04/30/25	MATURITY	2,155,000,000	2,155,000,000	0	2,155,000,000	0
BANK OF NOVA SCOTIA	04/30/25	04/30/25	04/30/25	MATURITY	700,000,000	700,000,000	0	700,000,000	0
HSBC TRIPARTY	04/30/25	04/30/25	04/30/25	MATURITY	900,000,000	900,000,000	0	900,000,000	0
HSBC TRIPARTY	04/30/25	04/30/25	04/30/25	MATURITY	100,000,000	100,000,000	0	100,000,000	0
ABN AMRO BANK N.V.	04/07/25	04/07/25	04/07/25	MATURITY	1,600,000,000	1,600,000,000	0	1,600,000,000	0
MIZUHO BANK, LTD., CANADA BRANCH	04/01/25	04/01/25	04/01/25	MATURITY	1,175,000,000	1,175,000,000	0	1,175,000,000	0
NORDEA BANK ABP	04/01/25	04/01/25	04/01/25	MATURITY	975,000,000	975,000,000	0	975,000,000	0
DNB BANK ASA NEW YORK	04/01/25	04/01/25	04/01/25	MATURITY	1,175,000,000	1,175,000,000	0	1,175,000,000	0
RABOBANK NEW YORK	04/08/25	04/08/25	04/08/25	MATURITY	870,000,000	870,000,000	0	870,000,000	0
MIZUHO BANK, LTD., CANADA BRANCH	04/02/25	04/02/25	04/02/25	MATURITY	1,100,000,000	1,100,000,000	0	1,100,000,000	0
NORDEA BANK ABP	04/02/25	04/02/25	04/02/25	MATURITY	800,000,000	800,000,000	0	800,000,000	0
DNB BANK ASA NEW YORK	04/02/25	04/02/25	04/02/25	MATURITY	600,000,000	600,000,000	0	600,000,000	0
AUSTRALIA AND NEW ZEALAND BANKING GROUP LTD.	04/09/25	04/09/25	04/09/25	MATURITY	1,560,000,000	1,560,000,000	0	1,560,000,000	0
RABOBANK NEW YORK	04/09/25	04/09/25	04/09/25	MATURITY	695,000,000	695,000,000	0	695,000,000	0
MIZUHO BANK, LTD., CANADA BRANCH	04/03/25	04/03/25	04/03/25	MATURITY	1,125,000,000	1,125,000,000	0	1,125,000,000	0
NORDEA BANK ABP	04/03/25	04/03/25	04/03/25	MATURITY	800,000,000	800,000,000	0	800,000,000	0
DNB BANK ASA NEW YORK	04/03/25	04/03/25	04/03/25	MATURITY	1,100,000,000	1,100,000,000	0	1,100,000,000	0
MIZUHO BANK, LTD., CANADA BRANCH	04/04/25	04/04/25	04/04/25	MATURITY	1,130,000,000	1,130,000,000	0	1,130,000,000	0
DNB BANK ASA NEW YORK	04/04/25	04/04/25	04/04/25	MATURITY	1,535,000,000	1,535,000,000	0	1,535,000,000	0
MIZUHO BANK, LTD., CANADA BRANCH	04/07/25	04/07/25	04/07/25	MATURITY	1,130,000,000	1,130,000,000	0	1,130,000,000	0
DNB BANK ASA NEW YORK	04/07/25	04/07/25	04/07/25	MATURITY	1,500,000,000	1,500,000,000	0	1,500,000,000	0
ABN AMRO BANK N.V.	04/14/25	04/14/25	04/14/25	MATURITY	1,550,000,000	1,550,000,000	0	1,550,000,000	0
MIZUHO BANK, LTD., CANADA BRANCH	04/08/25	04/08/25	04/08/25	MATURITY	1,130,000,000	1,130,000,000	0	1,130,000,000	0
DNB BANK ASA NEW YORK	04/08/25	04/08/25	04/08/25	MATURITY	1,530,000,000	1,530,000,000	0	1,530,000,000	0
NORDEA BANK ABP	04/08/25	04/08/25	04/08/25	MATURITY	790,000,000	790,000,000	0	790,000,000	0
CREDIT INDUSTRIEL ET COMMERCIAL, NEW YORK BRANCH	04/08/25	04/08/25	04/08/25	MATURITY	500,000,000	500,000,000	0	500,000,000	0
RABOBANK NEW YORK	04/15/25	04/15/25	04/15/25	MATURITY	860,000,000	860,000,000	0	860,000,000	0
MIZUHO BANK, LTD., CANADA BRANCH	04/09/25	04/09/25	04/09/25	MATURITY	970,000,000	970,000,000	0	970,000,000	0
DNB BANK ASA NEW YORK	04/09/25	04/09/25	04/09/25	MATURITY	650,000,000	650,000,000	0	650,000,000	0

## TRADING ACTIVITY FOR APRIL 2025

Description	Maturity Date	Trade Date	Settle Date	event type	Par or Shares	Principal	Traded Interest	Settlement Amount	Realized Gain(Loss)
AUSTRALIA AND NEW ZEALAND BANKING GROUP LTD.	04/16/25	04/16/25	04/16/25	MATURITY	1,550,000,000	1,550,000,000	0	1,550,000,000	0
RABOBANK NEW YORK	04/16/25	04/16/25	04/16/25	MATURITY	700,000,000	700,000,000	0	700,000,000	0
MIZUHO BANK, LTD., CANADA BRANCH	04/10/25	04/10/25	04/10/25	MATURITY	970,000,000	970,000,000	0	970,000,000	0
DNB BANK ASA NEW YORK	04/10/25	04/10/25	04/10/25	MATURITY	1,500,000,000	1,500,000,000	0	1,500,000,000	0
MIZUHO BANK, LTD., CANADA BRANCH	04/11/25	04/11/25	04/11/25	MATURITY	1,000,000,000	1,000,000,000	0	1,000,000,000	0
DNB BANK ASA NEW YORK	04/11/25	04/11/25	04/11/25	MATURITY	900,000,000	900,000,000	0	900,000,000	0
NORDEA BANK ABP	04/11/25	04/11/25	04/11/25	MATURITY	500,000,000	500,000,000	0	500,000,000	0
MIZUHO BANK, LTD., CANADA BRANCH	04/14/25	04/14/25	04/14/25	MATURITY	1,050,000,000	1,050,000,000	0	1,050,000,000	0
NORDEA BANK ABP	04/14/25	04/14/25	04/14/25	MATURITY	750,000,000	750,000,000	0	750,000,000	0
ABN AMRO BANK N.V.	04/21/25	04/21/25	04/21/25	MATURITY	1,540,000,000	1,540,000,000	0	1,540,000,000	0
RABOBANK NEW YORK	04/22/25	04/22/25	04/22/25	MATURITY	830,000,000	830,000,000	0	830,000,000	0
AUSTRALIA AND NEW ZEALAND BANKING GROUP LTD.	04/23/25	04/23/25	04/23/25	MATURITY	1,525,000,000	1,525,000,000	0	1,525,000,000	0
RABOBANK NEW YORK	04/23/25	04/23/25	04/23/25	MATURITY	700,000,000	700,000,000	0	700,000,000	0
MIZUHO BANK, LTD., CANADA BRANCH	04/17/25	04/17/25	04/17/25	MATURITY	500,000,000	500,000,000	0	500,000,000	0
MIZUHO BANK, LTD., CANADA BRANCH	04/21/25	04/21/25	04/21/25	MATURITY	1,000,000,000	1,000,000,000	0	1,000,000,000	0
ABN AMRO BANK N.V.	04/28/25	04/28/25	04/28/25	MATURITY	1,500,000,000	1,500,000,000	0	1,500,000,000	0
MIZUHO BANK, LTD., CANADA BRANCH	04/22/25	04/22/25	04/22/25	MATURITY	1,000,000,000	1,000,000,000	0	1,000,000,000	0
RABOBANK NEW YORK	04/29/25	04/29/25	04/29/25	MATURITY	830,000,000	830,000,000	0	830,000,000	0
MIZUHO BANK, LTD., CANADA BRANCH	04/23/25	04/23/25	04/23/25	MATURITY	1,000,000,000	1,000,000,000	0	1,000,000,000	0
AUSTRALIA AND NEW ZEALAND BANKING GROUP LTD.	04/30/25	04/30/25	04/30/25	MATURITY	1,525,000,000	1,525,000,000	0	1,525,000,000	0
RABOBANK NEW YORK	04/30/25	04/30/25	04/30/25	MATURITY	700,000,000	700,000,000	0	700,000,000	0
MIZUHO BANK, LTD., CANADA BRANCH	04/24/25	04/24/25	04/24/25	MATURITY	1,040,000,000	1,040,000,000	0	1,040,000,000	0
NORDEA BANK ABP	04/24/25	04/24/25	04/24/25	MATURITY	700,000,000	700,000,000	0	700,000,000	0
MIZUHO BANK, LTD., CANADA BRANCH	04/25/25	04/25/25	04/25/25	MATURITY	1,000,000,000	1,000,000,000	0	1,000,000,000	0
NORDEA BANK ABP	04/25/25	04/25/25	04/25/25	MATURITY	1,000,000,000	1,000,000,000	0	1,000,000,000	0
DNB BANK ASA NEW YORK	04/25/25	04/25/25	04/25/25	MATURITY	1,000,000,000	1,000,000,000	0	1,000,000,000	0
RABOBANK NEW YORK	04/01/25	04/01/25	04/01/25	MATURITY	900,000,000	900,000,000	0	900,000,000	0
AUSTRALIA AND NEW ZEALAND BANKING GROUP LTD.	04/02/25	04/02/25	04/02/25	MATURITY	1,600,000,000	1,600,000,000	0	1,600,000,000	0
RABOBANK NEW YORK	04/02/25	04/02/25	04/02/25	MATURITY	700,000,000	700,000,000	0	700,000,000	0
					149,482,000,000	149,482,000,000	0	149,482,000,000	0
ARIFL 2025-A A1	02/17/26	04/15/25	04/15/25	PAYDOWN	8,943,882	8,943,882	0	8,943,882	0
EFF 2024-3 A1	07/21/25	04/21/25	04/21/25	PAYDOWN	996,552	996,552	0	996,552	0
GALC 2025-1 A1	03/16/26	04/15/25	04/15/25	PAYDOWN	1,772,215	1,772,215	0	1,772,215	0
					11,712,650	11,712,650	0	11,712,650	0
DREYFUS GOVT CASH MGMT FUND	02/01/27	04/02/25	04/02/25	SELL	1,231,154	1,231,154	0	1,231,154	0
DREYFUS GOVT CASH MGMT FUND	02/01/27	04/03/25	04/03/25	SELL	2,132,547	2,132,547	0	2,132,547	0
DREYFUS GOVT CASH MGMT FUND	02/01/27	04/07/25	04/07/25	SELL	3,326,299	3,326,299	0	3,326,299	0
DREYFUS GOVT CASH MGMT FUND	02/01/27	04/09/25	04/09/25	SELL	4,457,103	4,457,103	0	4,457,103	0
DREYFUS GOVT CASH MGMT FUND	02/01/27	04/14/25	04/14/25	SELL	2,801,524	2,801,524	0	2,801,524	0
DREYFUS GOVT CASH MGMT FUND	02/01/27	04/16/25	04/16/25	SELL	5,423,901	5,423,901	0	5,423,901	0
DREYFUS GOVT CASH MGMT FUND	02/01/27	04/22/25	04/22/25	SELL	4,313,663	4,313,663	0	4,313,663	0
DREYFUS GOVT CASH MGMT FUND	02/01/27	04/24/25	04/24/25	SELL	4,359,262	4,359,262	0	4,359,262	0
DREYFUS GOVT CASH MGMT FUND	02/01/27	04/29/25	04/29/25	SELL	4,781,253	4,781,253	0	4,781,253	0
					32,826,707	32,826,707	0	32,826,707	0



1801 Hermitage Boulevard, Suite 100  
Tallahassee, Florida 32308  
(850) 488-4406

<https://prime.sbafla.com>

## Our Mission

Our mission is to provide superior investment management and trust services by proactively and comprehensively managing risk and adhering to the highest ethical, fiduciary, and professional standards.

